



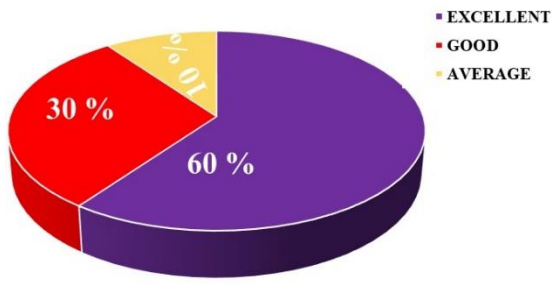
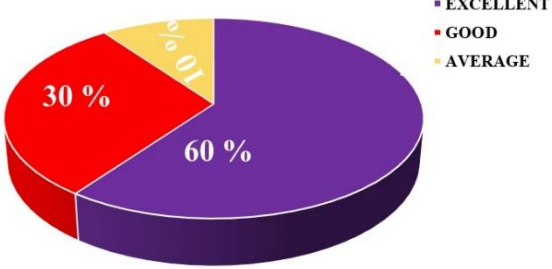

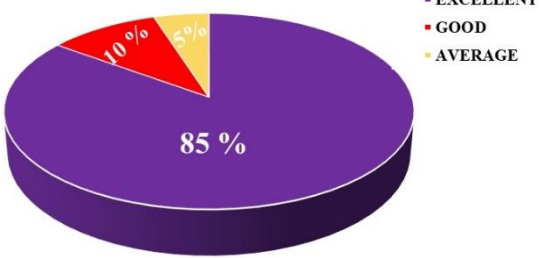
BAGNAN COLLEGE
Bagnan, Howrah

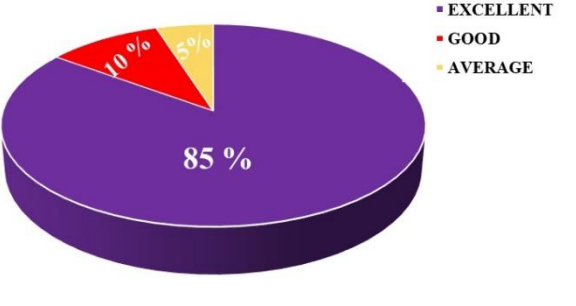
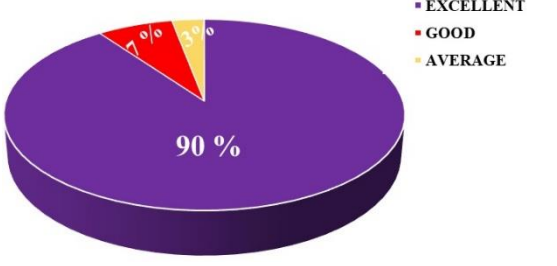
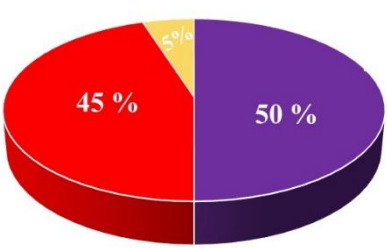
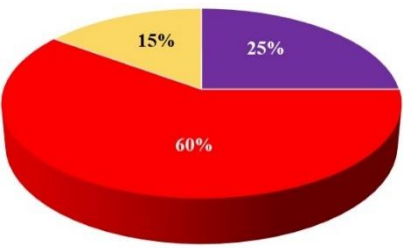
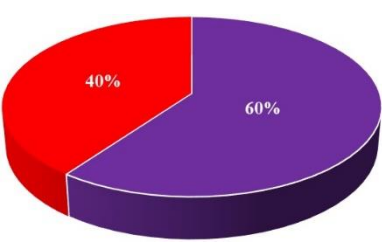
STUDENTS' FEEDBACK ANALYSIS
Academic session 2022-2023

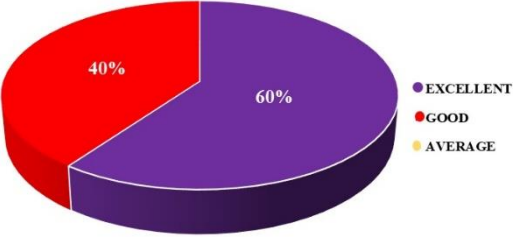
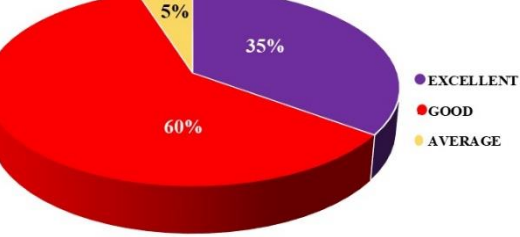
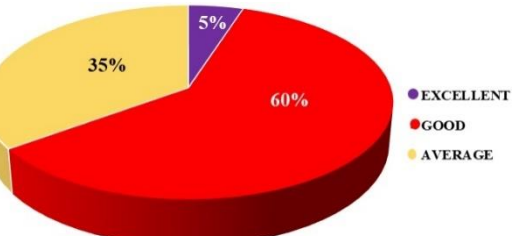
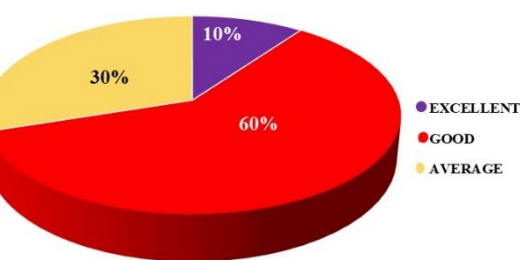
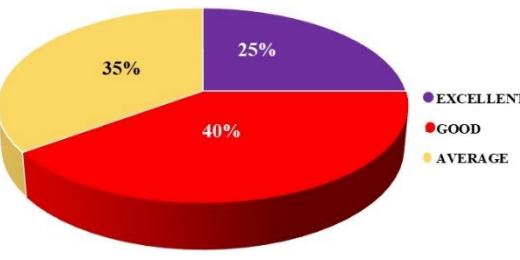


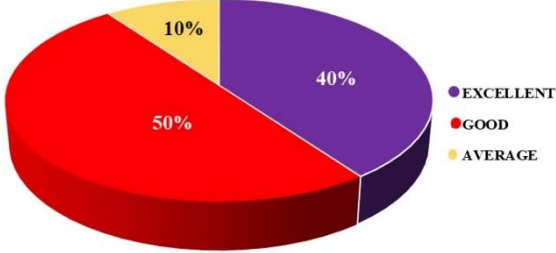
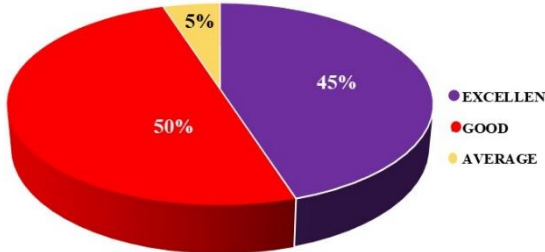
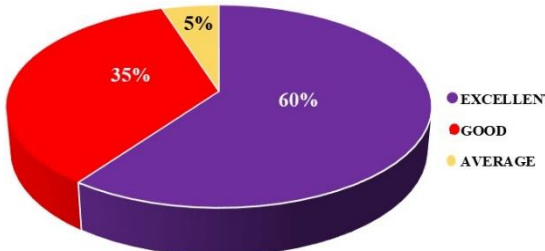
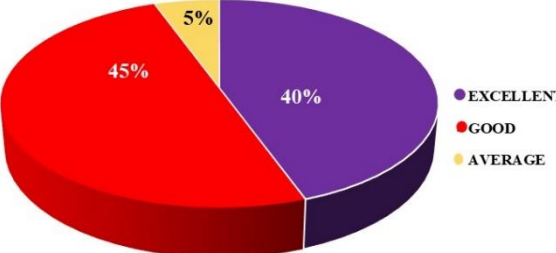
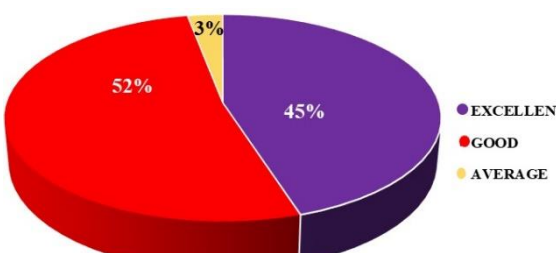
BAGNAN COLLEGE
DEPARTMENT OF CHEMISTRY
STUDENTS' FEEDBACK ANALYSIS
ACADEMIC SESSION 2022-2023

FEEDBACK FROM CHEMISTRY STUDENTS (GENERAL)

Sl. No.	Questions	Statistical representation
1.	How is the syllabus covered in the session	 <ul style="list-style-type: none">■ EXCELLENT■ GOOD■ AVERAGE
2.	How do your teachers finish the syllabus and deliver the lectures?	 <ul style="list-style-type: none">■ EXCELLENT■ GOOD■ AVERAGE
3.	How the teachers behave and cooperate with the students?	 <ul style="list-style-type: none">■ EXCELLENT■ GOOD■ AVERAGE
4.	How far the theoretical classes are beneficial for your studies?	 <ul style="list-style-type: none">■ EXCELLENT■ GOOD■ AVERAGE

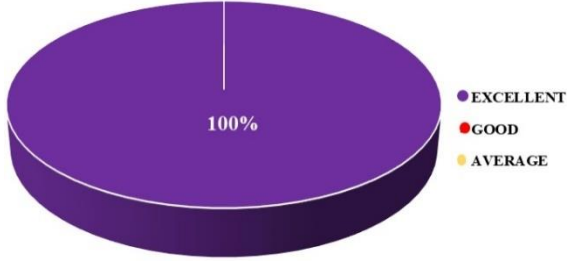
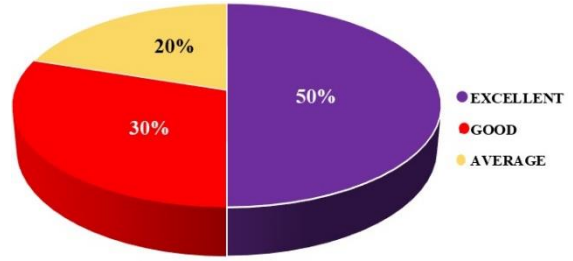
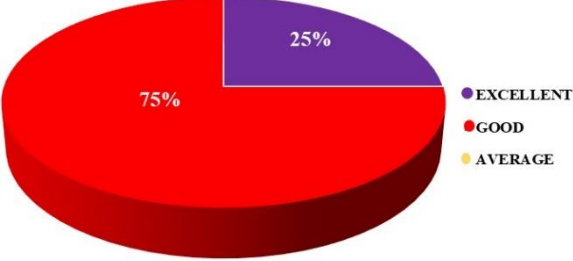
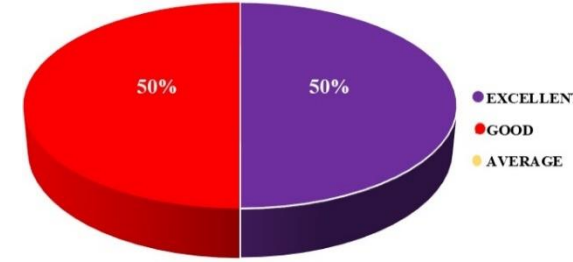
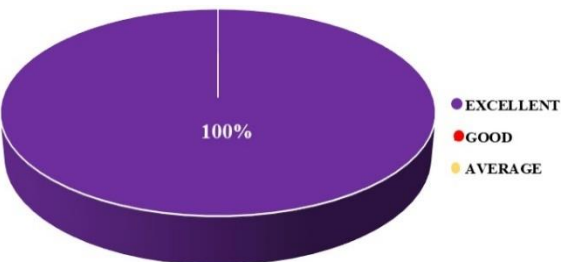
5.	Regularity of the practical classes	 <p>■ EXCELLENT ■ GOOD ■ AVERAGE</p>
6.	How are the laboratory facilities?	 <p>■ EXCELLENT ■ GOOD ■ AVERAGE</p>
7.	How are the library facilities and services?	 <p>■ EXCELLENT ■ GOOD ■ AVERAGE</p>
8.	How are the internet and computer facilities of the college?	 <p>■ EXCELLENT ■ GOOD ■ AVERAGE</p>
9.	How is the classroom infrastructure/ facilities in the college?	 <p>■ EXCELLENT ■ GOOD ■ AVERAGE</p>

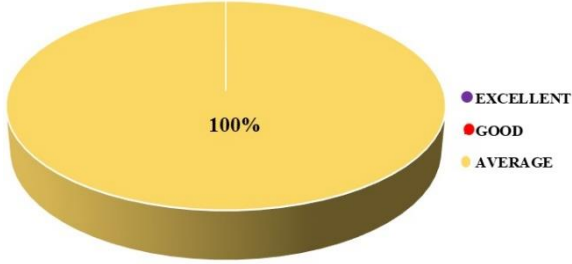
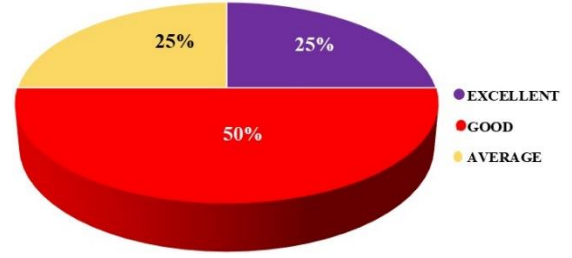
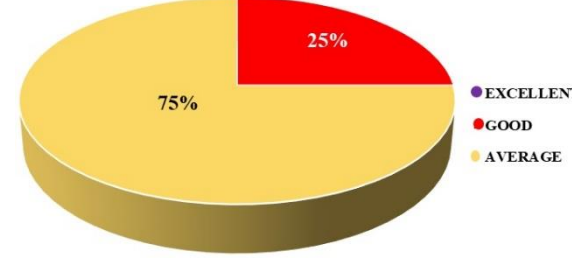
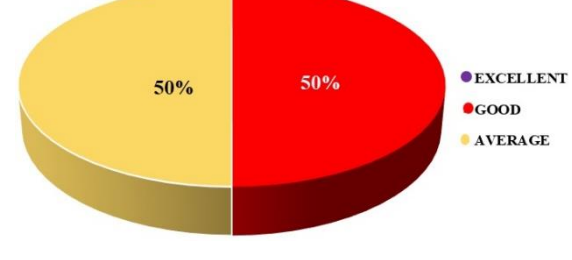
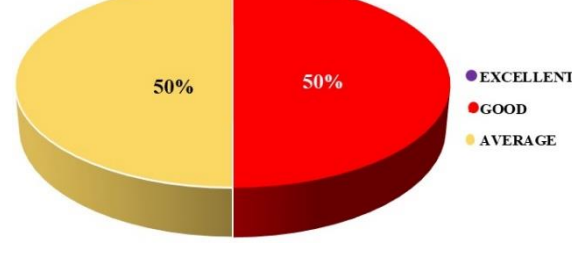
10.	How is the drinking water facility in the college?	 <p>● EXCELLENT ● GOOD ● AVERAGE</p>
11.	How are the toilet and washroom facilities of the college?	 <p>● EXCELLENT ● GOOD ● AVERAGE</p>
12.	How are the canteen facility, food quality and canteen service of the college?	 <p>● EXCELLENT ● GOOD ● AVERAGE</p>
13.	How are the games and sports facilities of the college?	 <p>● EXCELLENT ● GOOD ● AVERAGE</p>
14.	How are the common room facilities of the college?	 <p>● EXCELLENT ● GOOD ● AVERAGE</p>

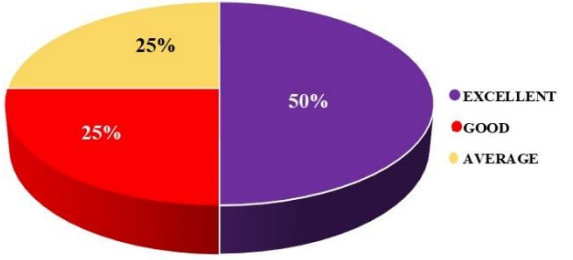
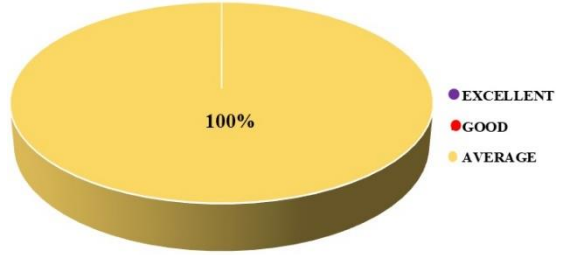
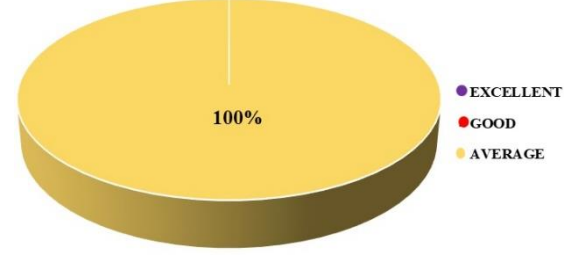
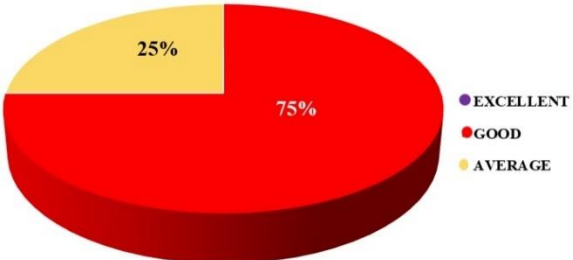
15.	How are the service and cooperation of the college office?	 <p>● EXCELLENT ● GOOD ● AVERAGE</p>
16.	How are the scholarship facilities like Kanyashree, SVMCMS, Oikyashree and others in the college?	 <p>● EXCELLENT ● GOOD ● AVERAGE</p>
17.	Extra-curricular activities and programmes are organized by the college	 <p>● EXCELLENT ● GOOD ● AVERAGE</p>
18.	How are career counselling and placement facilities available in the college?	 <p>● EXCELLENT ● GOOD ● AVERAGE</p>
19.	How is your overall satisfaction about the college?	 <p>● EXCELLENT ● GOOD ● AVERAGE</p>

FEEDBACK FROM CHEMISTRY STUDENTS (HONOURS)

Sl. No.	Questions	Statistical representation								
1.	How is the syllabus covered in the session	<p>A 3D pie chart with a purple slice representing 88% (EXCELLENT) and a red slice representing 12% (GOOD). The remaining 0% (AVERAGE) is not visible. A legend on the right shows a purple dot for EXCELLENT, a red dot for GOOD, and a yellow dot for AVERAGE.</p> <table border="1"><thead><tr><th>Category</th><th>Percentage</th></tr></thead><tbody><tr><td>EXCELLENT</td><td>88%</td></tr><tr><td>GOOD</td><td>12%</td></tr><tr><td>AVERAGE</td><td>0%</td></tr></tbody></table>	Category	Percentage	EXCELLENT	88%	GOOD	12%	AVERAGE	0%
Category	Percentage									
EXCELLENT	88%									
GOOD	12%									
AVERAGE	0%									
2.	How do your teachers finish the syllabus and deliver the lectures?	<p>A 3D pie chart with a purple slice representing 88% (EXCELLENT) and a red slice representing 12% (GOOD). The remaining 0% (AVERAGE) is not visible. A legend on the right shows a purple dot for EXCELLENT, a red dot for GOOD, and a yellow dot for AVERAGE.</p> <table border="1"><thead><tr><th>Category</th><th>Percentage</th></tr></thead><tbody><tr><td>EXCELLENT</td><td>88%</td></tr><tr><td>GOOD</td><td>12%</td></tr><tr><td>AVERAGE</td><td>0%</td></tr></tbody></table>	Category	Percentage	EXCELLENT	88%	GOOD	12%	AVERAGE	0%
Category	Percentage									
EXCELLENT	88%									
GOOD	12%									
AVERAGE	0%									
3.	How the teachers behave and cooperate with the students?	<p>A 3D pie chart that is entirely purple, representing 100% (EXCELLENT). A legend on the right shows a purple dot for EXCELLENT, a red dot for GOOD, and a yellow dot for AVERAGE.</p> <table border="1"><thead><tr><th>Category</th><th>Percentage</th></tr></thead><tbody><tr><td>EXCELLENT</td><td>100%</td></tr><tr><td>GOOD</td><td>0%</td></tr><tr><td>AVERAGE</td><td>0%</td></tr></tbody></table>	Category	Percentage	EXCELLENT	100%	GOOD	0%	AVERAGE	0%
Category	Percentage									
EXCELLENT	100%									
GOOD	0%									
AVERAGE	0%									
4.	How far the theoretical classes are beneficial for your studies?	<p>A 3D pie chart with a purple slice representing 77% (EXCELLENT) and a red slice representing 23% (GOOD). The remaining 0% (AVERAGE) is not visible. A legend on the right shows a purple dot for EXCELLENT, a red dot for GOOD, and a yellow dot for AVERAGE.</p> <table border="1"><thead><tr><th>Category</th><th>Percentage</th></tr></thead><tbody><tr><td>EXCELLENT</td><td>77%</td></tr><tr><td>GOOD</td><td>23%</td></tr><tr><td>AVERAGE</td><td>0%</td></tr></tbody></table>	Category	Percentage	EXCELLENT	77%	GOOD	23%	AVERAGE	0%
Category	Percentage									
EXCELLENT	77%									
GOOD	23%									
AVERAGE	0%									
5.	Regularity of the practical classes	<p>A 3D pie chart that is entirely purple, representing 100% (EXCELLENT). A legend on the right shows a purple dot for EXCELLENT, a red dot for GOOD, and a yellow dot for AVERAGE.</p> <table border="1"><thead><tr><th>Category</th><th>Percentage</th></tr></thead><tbody><tr><td>EXCELLENT</td><td>100%</td></tr><tr><td>GOOD</td><td>0%</td></tr><tr><td>AVERAGE</td><td>0%</td></tr></tbody></table>	Category	Percentage	EXCELLENT	100%	GOOD	0%	AVERAGE	0%
Category	Percentage									
EXCELLENT	100%									
GOOD	0%									
AVERAGE	0%									

6.	How are the laboratory facilities?	 <p>100%</p> <ul style="list-style-type: none"> ● EXCELLENT ● GOOD ● AVERAGE
7.	How are the library facilities and services?	 <p>50%</p> <p>30%</p> <p>20%</p> <ul style="list-style-type: none"> ● EXCELLENT ● GOOD ● AVERAGE
8.	How are the internet and computer facilities of the college?	 <p>75%</p> <p>25%</p> <ul style="list-style-type: none"> ● EXCELLENT ● GOOD ● AVERAGE
9.	How is the classroom infrastructure/ facilities in the college?	 <p>50%</p> <p>50%</p> <ul style="list-style-type: none"> ● EXCELLENT ● GOOD ● AVERAGE
10.	How is the drinking water facility in the college?	 <p>100%</p> <ul style="list-style-type: none"> ● EXCELLENT ● GOOD ● AVERAGE

11.	How are the toilet and washroom facilities of the college?	 <p>A 3D pie chart showing 100% of responses for 'AVERAGE' (yellow). The legend includes EXCELLENT (purple), GOOD (red), and AVERAGE (yellow).</p> <table border="1"> <thead> <tr> <th>Category</th> <th>Percentage</th> </tr> </thead> <tbody> <tr> <td>EXCELLENT</td> <td>0%</td> </tr> <tr> <td>GOOD</td> <td>0%</td> </tr> <tr> <td>AVERAGE</td> <td>100%</td> </tr> </tbody> </table>	Category	Percentage	EXCELLENT	0%	GOOD	0%	AVERAGE	100%
Category	Percentage									
EXCELLENT	0%									
GOOD	0%									
AVERAGE	100%									
12.	How are the canteen facility, food quality and canteen service of the college?	 <p>A 3D pie chart showing 25% EXCELLENT (purple), 50% GOOD (red), and 25% AVERAGE (yellow). The legend includes EXCELLENT (purple), GOOD (red), and AVERAGE (yellow).</p> <table border="1"> <thead> <tr> <th>Category</th> <th>Percentage</th> </tr> </thead> <tbody> <tr> <td>EXCELLENT</td> <td>25%</td> </tr> <tr> <td>GOOD</td> <td>50%</td> </tr> <tr> <td>AVERAGE</td> <td>25%</td> </tr> </tbody> </table>	Category	Percentage	EXCELLENT	25%	GOOD	50%	AVERAGE	25%
Category	Percentage									
EXCELLENT	25%									
GOOD	50%									
AVERAGE	25%									
13.	How are the games and sports facilities of the college?	 <p>A 3D pie chart showing 75% AVERAGE (yellow) and 25% GOOD (red). The legend includes EXCELLENT (purple), GOOD (red), and AVERAGE (yellow).</p> <table border="1"> <thead> <tr> <th>Category</th> <th>Percentage</th> </tr> </thead> <tbody> <tr> <td>EXCELLENT</td> <td>0%</td> </tr> <tr> <td>GOOD</td> <td>25%</td> </tr> <tr> <td>AVERAGE</td> <td>75%</td> </tr> </tbody> </table>	Category	Percentage	EXCELLENT	0%	GOOD	25%	AVERAGE	75%
Category	Percentage									
EXCELLENT	0%									
GOOD	25%									
AVERAGE	75%									
14.	How are the common room facilities of the college?	 <p>A 3D pie chart showing 50% EXCELLENT (purple) and 50% GOOD (red). The legend includes EXCELLENT (purple), GOOD (red), and AVERAGE (yellow).</p> <table border="1"> <thead> <tr> <th>Category</th> <th>Percentage</th> </tr> </thead> <tbody> <tr> <td>EXCELLENT</td> <td>50%</td> </tr> <tr> <td>GOOD</td> <td>50%</td> </tr> <tr> <td>AVERAGE</td> <td>0%</td> </tr> </tbody> </table>	Category	Percentage	EXCELLENT	50%	GOOD	50%	AVERAGE	0%
Category	Percentage									
EXCELLENT	50%									
GOOD	50%									
AVERAGE	0%									
15.	How are the service and cooperation of the college office?	 <p>A 3D pie chart showing 50% EXCELLENT (purple) and 50% GOOD (red). The legend includes EXCELLENT (purple), GOOD (red), and AVERAGE (yellow).</p> <table border="1"> <thead> <tr> <th>Category</th> <th>Percentage</th> </tr> </thead> <tbody> <tr> <td>EXCELLENT</td> <td>50%</td> </tr> <tr> <td>GOOD</td> <td>50%</td> </tr> <tr> <td>AVERAGE</td> <td>0%</td> </tr> </tbody> </table>	Category	Percentage	EXCELLENT	50%	GOOD	50%	AVERAGE	0%
Category	Percentage									
EXCELLENT	50%									
GOOD	50%									
AVERAGE	0%									

16.	How are the scholarship facilities like Kanyashree, SVMCMS, Oikyashree and others in the college?	 <p>● EXCELLENT ● GOOD ● AVERAGE</p>
17.	Extra-curricular activities and programmes are organized by the college	 <p>● EXCELLENT ● GOOD ● AVERAGE</p>
18.	How are career counselling and placement facilities available in the college?	 <p>● EXCELLENT ● GOOD ● AVERAGE</p>
19.	How is your overall satisfaction about the college?	 <p>● EXCELLENT ● GOOD ● AVERAGE</p>



**DEPARTMENT OF MATHEMATICS
STUDENTS FEEDBACK 2022-2023**

1. How is the syllabus covered in the session ?



2. How do your teachers finish the syllabus and deliver the lectures ?



3. How is the syllabus covered in the session ?



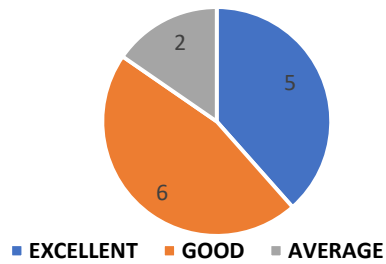
4.How far the theoretical classes are beneficial for your studies ?



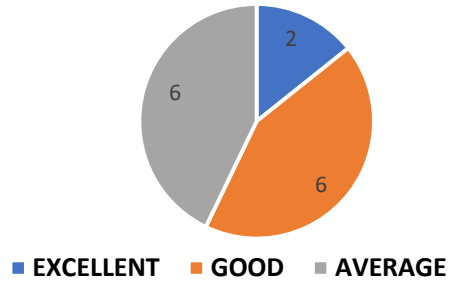
5.Regularity of the practical classes



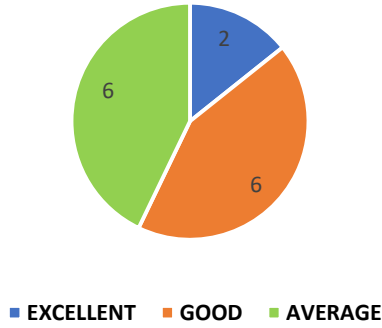
6.How are the Laboratory facilities ?



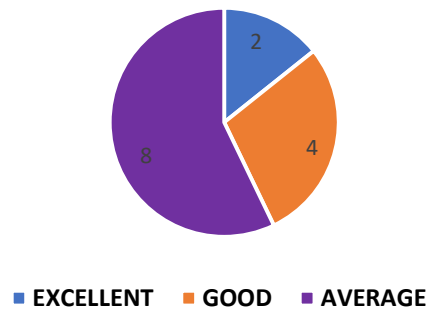
7.How are the Library facilities and services ?



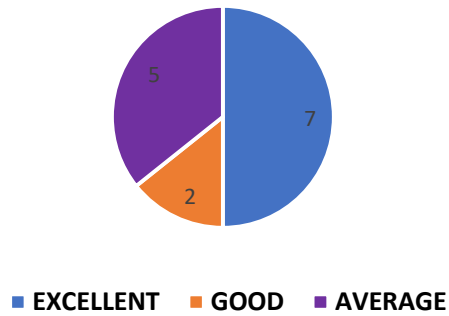
8.How are the computer and internet facilities of the college ?



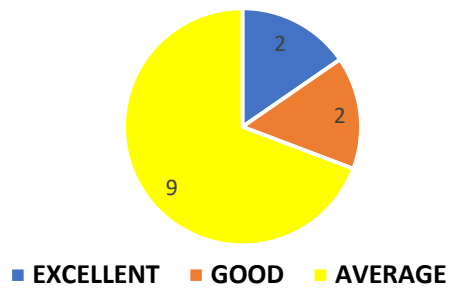
9.How are the classroom infrastructure / facilities in the college ?



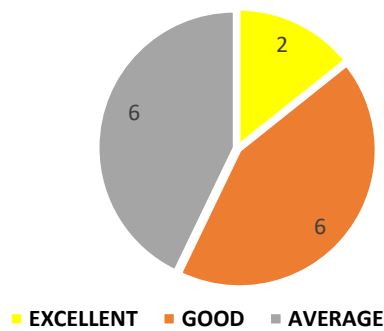
10.How is the drinking water facility of the college ?



11.How are the toilet and washroom facilities of the college ?



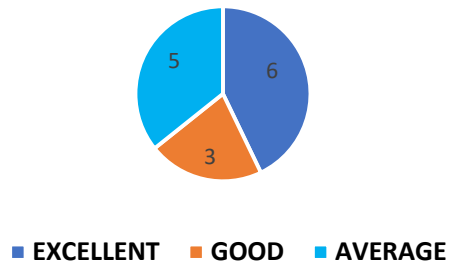
12.How are the canteen facility,food quality and canteen service of the college ?



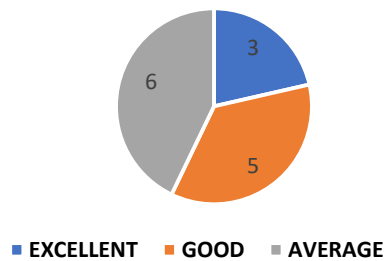
13. How are the games and sports facilities of the college ?



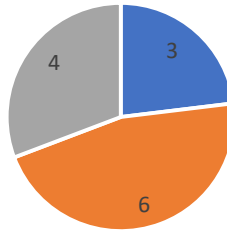
14. How are the common room facilities of the college ?



15. How are service and cooperation of the college office ?

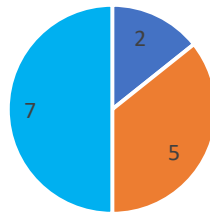


16. How are scholarship facilities like Kanyashree, SVMCMS, Oikyashree and others in the college ?



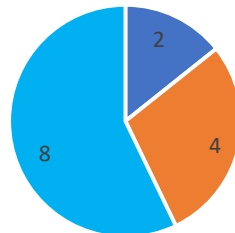
■ EXCELLENT ■ GOOD ■ AVERAGE

17. Extra-curricular activities and programme are organized in the college



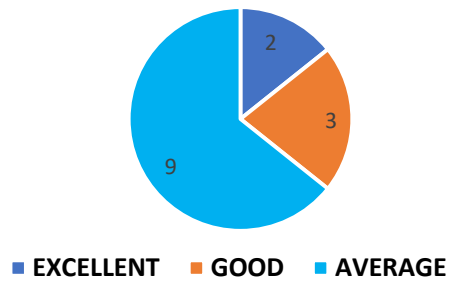
■ EXCELLENT ■ GOOD ■ AVERAGE

18. How are career counselling and placement facilities available in the college ?



■ EXCELLENT ■ GOOD ■ AVERAGE

19.How is your overall satisfaction about the college ?



REMARKS: STUDENTS ARE VERY MUCH SATISFIED WITH FACILITIES AND SERVICES.



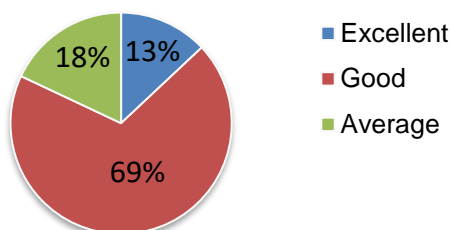
BAGNAN COLLEGE

Department of Physics

STUDENTS' FEEDBACK ANALYSIS 2022-2023

The total number of feedbacks received from the students (Sem VI & Sem II)
= 16

Q1. How is the syllabus covered in the session?

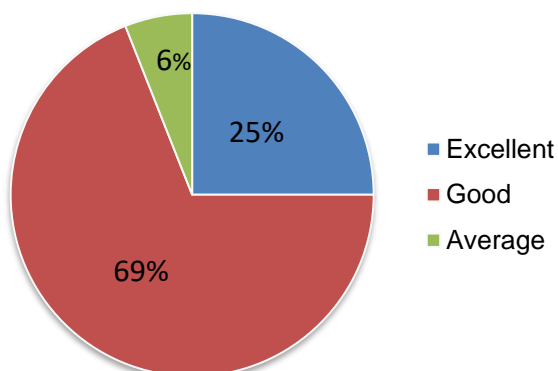


Excellent	2
Good	11
Average	3
Total	16

The pie chart illustrates students' feedback on how their syllabus was covered in the session.

The chart reveals that majority responded positively and are fully satisfied with the coverage of the syllabus during the session.

Q2. How do your teachers finish the syllabus and deliver the lectures?

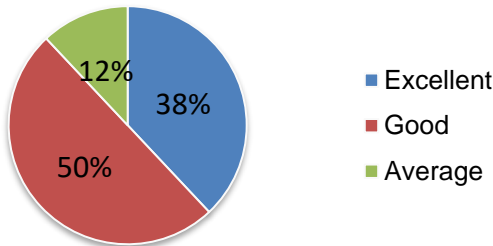


Excellent	4
Good	11
Average	1
Total	16

The pie chart illustrates students' feedback on how the teachers actively complete the syllabus and deliver their lectures.

Out of 16 feedbacks, 25% were for excellent, 69% for good, and 6% for average. The majority are satisfied with the classroom performance of the respective teachers of the department.

Q3. How the teachers behave and cooperate with the students?

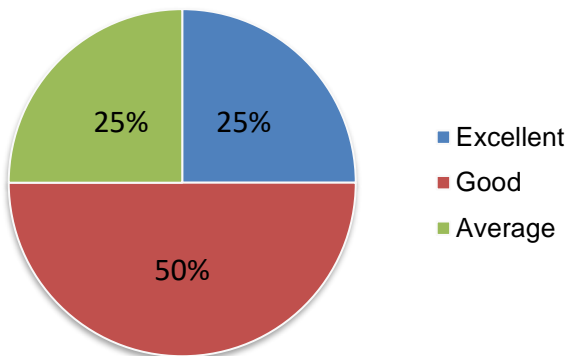


Excellent	6
Good	8
Average	2
Total	16

The pie chart illustrates students' feedback on the teachers' cooperative behaviour.

A greater percentage of students agree that the teachers are helpful and supportive towards them.

Q4. How far the theoretical classes are beneficial for your studies?

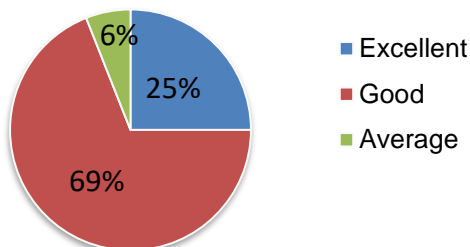


Excellent	4
Good	8
Average	4
Total	16

The pie chart illustrates students' feedback on how helpful the theoretical classes are for their studies.

The chart reveals that the students acknowledge the importance of theoretical classes and believe that they are beneficial for them.

Q5. Regularity of Practical classes:

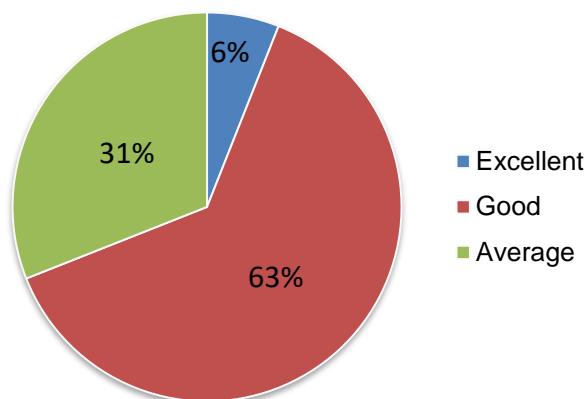


Excellent	4
Good	11
Average	1
Total	16

The pie chart illustrates students' feedback on how satisfied they are with the regularity of the practical classes.

A positive response has been received from the students, which indicates that the practical classes are conducted on a regular basis.

Q6. How are the Laboratory facilities?

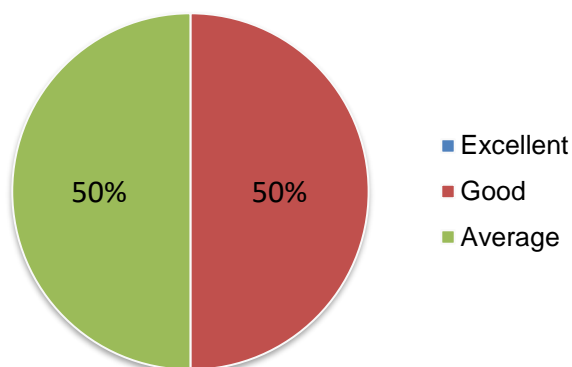


Excellent	1
Good	10
Average	5
Total	16

The pie chart illustrates the student's feedback regarding the laboratory facilities in the department.

The results show that the students are overall satisfied with the equipment provided by the departmental laboratory for the execution of the experiments.

Q7. How are the Library facilities and services?

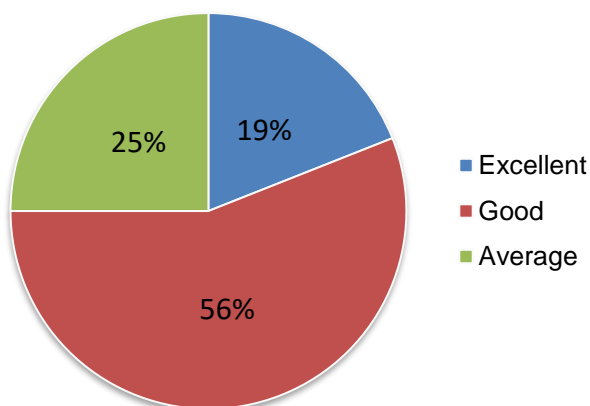


Excellent	0
Good	8
Average	8
Total	16

The pie chart illustrates the student's feedback on the library facilities.

It is evident from the analysis that 50% percent of students responded with good and 50% with average. The students are, in general, moderately satisfied with the services provided by the library.

Q8. How are the computer and internet facilities of the college?

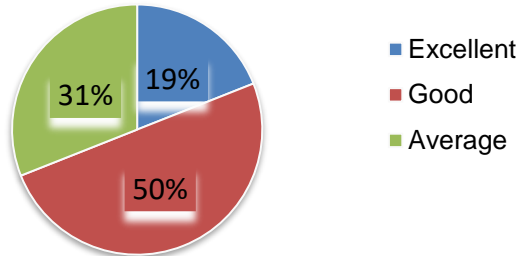


Excellent	3
Good	9
Average	4
Total	16

The pie chart illustrates the students' feedback on their easy access to internet facilities within the campus area.

The analysis reveals that most of the students are satisfied with the internet services, whereas lesser than half of them responded with an average scale.

Q 9. How are the classroom infrastructure/facilities of the college?

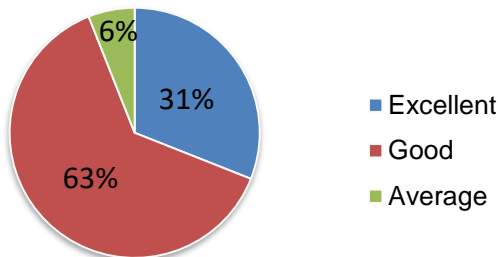


Excellent	3
Good	8
Average	5
Total	16

The pie chart illustrates the students' feedback on the classroom infrastructure facilities of the college.

19% of the total responded excellent, and the majority responded good to the query, whereas 31% suggested an improvement in the classroom infrastructure.

Q10. How is the drinking water facility of the college?

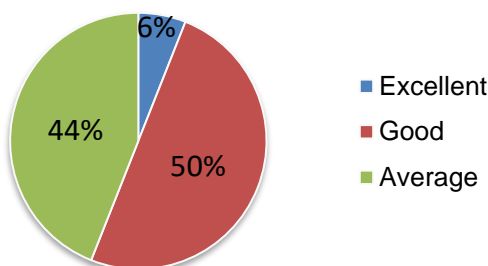


Excellent	5
Good	10
Average	1
Total	16

The pie chart illustrates the students' feedback on the drinking water.

Majority of the students are satisfied with the potable water provision by the college for ensuring their hydration.

Q11. How are the toilet and washroom facilities of the college?

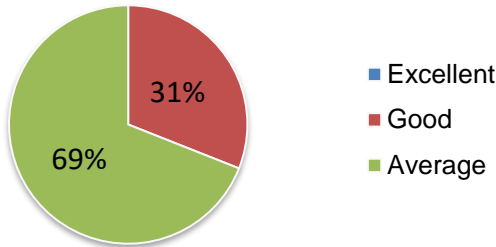


Excellent	1
Good	8
Average	7
Total	16

The pie chart illustrates the students' feedback on hygiene maintenance of the college regarding washroom and toilet facilities.

The students are positive with the cleanliness of the washrooms and toilets and are fairly satisfied with the facilities.

Q12. How are the canteen facility, food quality and canteen service of the college?

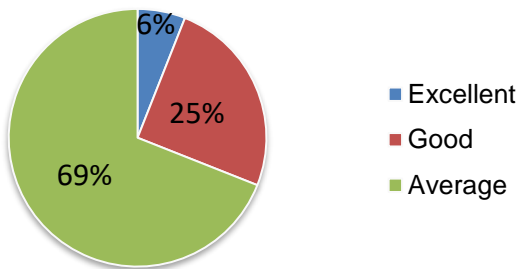


Excellent	0
Good	5
Average	11
Total	16

The pie chart illustrates the students' feedback on the quality of the food and services provided in the college canteen.

The assessment reveals that majority of the students are moderately satisfied with the food facilities service of the college canteen.

Q13. How are the games and sports facilities of the college?

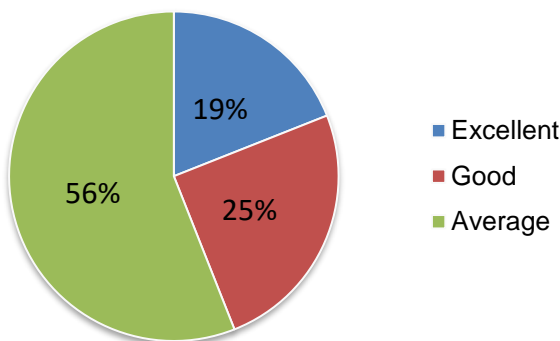


Excellent	1
Good	4
Average	11
Total	16

The pie chart illustrates the students' feedback on the games and sports facilities of the college.

More than 30% of the total seems fairly satisfied with the games and sports facilities provided by the college, whereas some suggested an upgradation.

Q14. How are the common room facilities of the college?

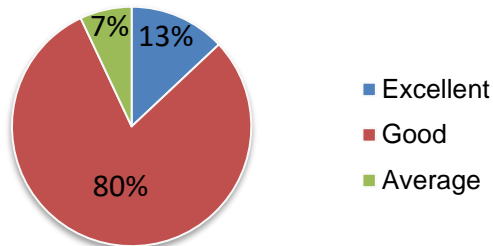


Excellent	3
Good	4
Average	9
Total	16

The pie chart illustrates the students' feedback on common room facilities of the college.

The analysis reveals that 19% of the total responded excellent, and 25% responded good to the query, whereas others suggested an improvement in the common room facilities.

Q15. How are the service and cooperation of the college office?

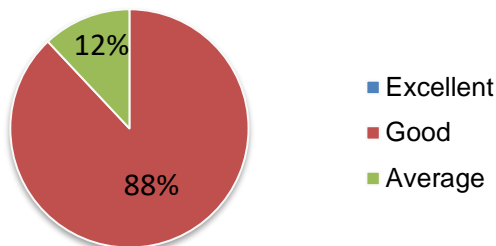


Excellent	2
Good	12
Average	1
Total	16

The pie chart illustrates the students' feedback on the service and cooperation of the college staff.

Majority of the students are fairly satisfied by the assistance of the college office staffs.

Q16. How are the scholarship facilities like Kanyashree, SVMCMS, Oikyashree and others in the college?

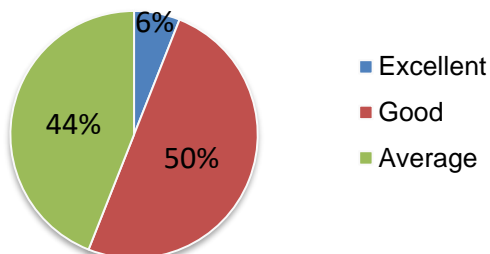


Excellent	0
Good	14
Average	2
Total	16

The pie chart illustrates the students' feedback on the various scholarship facilities such as Kanyashree, SVMCMS, Oikyashree and others in the college.

The results reveal that most students responded positively and were satisfied with the scholarship facilities.

Q17. Extra-curricular activities and programme are organized in the college:

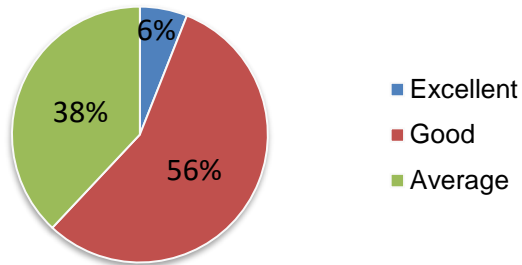


Excellent	1
Good	8
Average	7
Total	16

The pie chart illustrates the students' feedback on various extra-curricular activities and programmes that are organized in the college.

The analysis reveals that the students are fairly satisfied with the extra-curricular activities in which they actively participated.

Q18. How are career counselling and placement facilities in the college?

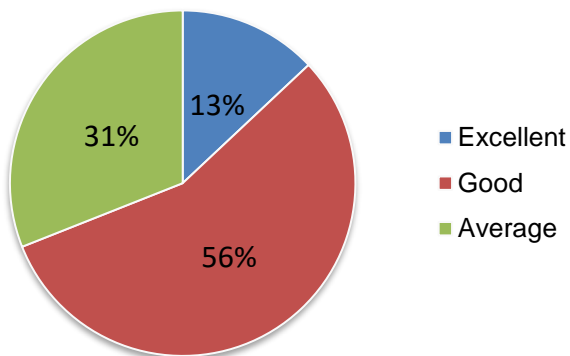


Excellent	1
Good	9
Average	6
Total	16

The pie chart illustrates the students' feedback on the involvement of college regarding counselling and placement of students.

It is evident from the analysis that majority of the students are satisfied with the career counselling and placement facilities in the college.

Q19. How is your overall satisfaction about the college?



Excellent	2
Good	9
Average	5
Total	16

The pie chart illustrates the students' feedback on the overall satisfaction of the college.

The students are overall satisfied with the facilities and services provided by the college.



STUDENT FEEDBACK ANALYSIS 2022-23

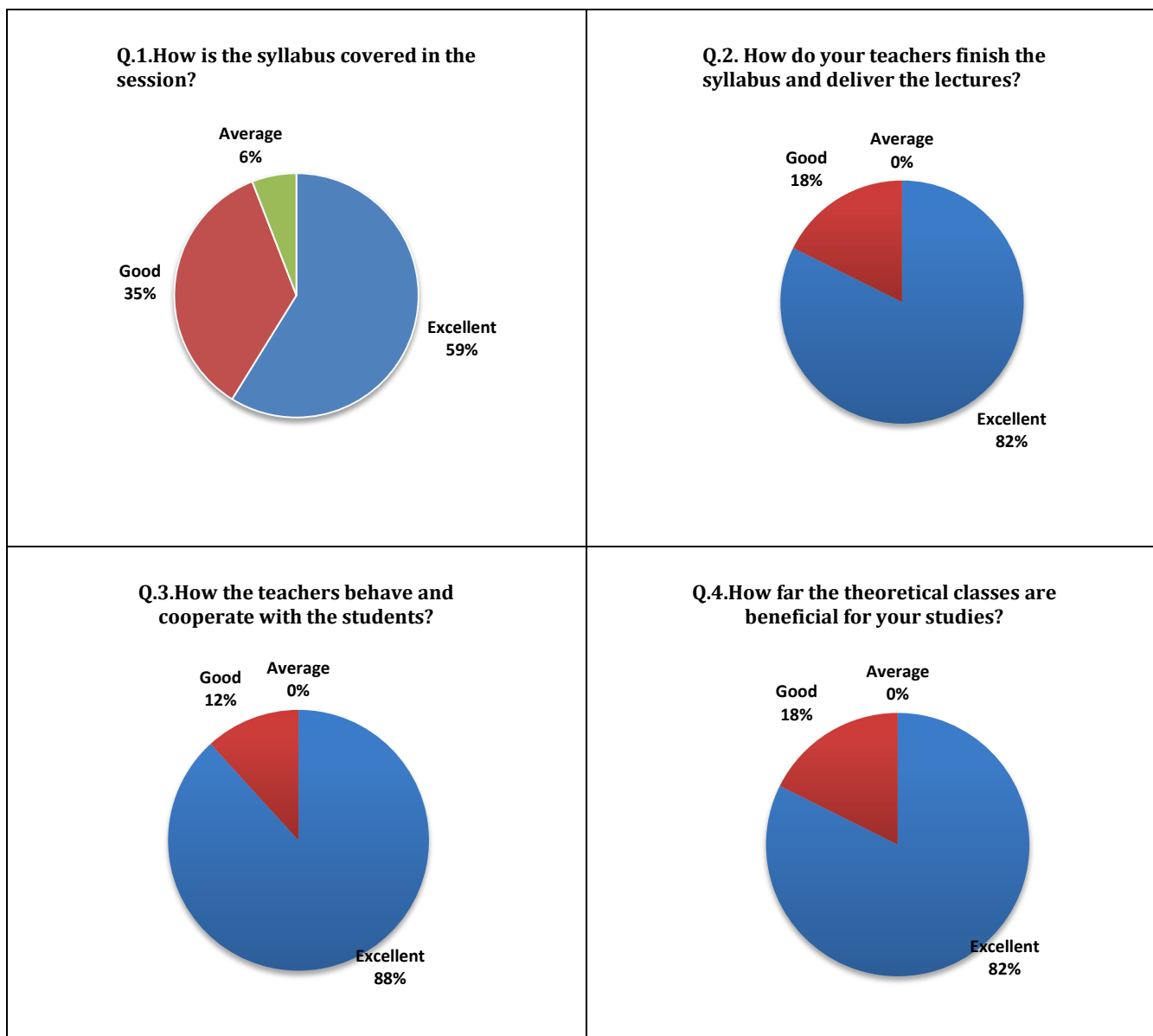
BAGNAN COLLEGE, HOWRAH
DEPARTMENT OF BIOSCIENCE

From the Students' Feedback the following results are observed:

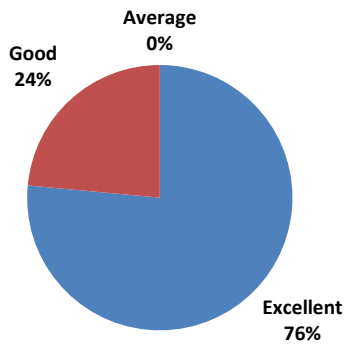
Regarding curricular aspect, 59% of the students stated that syllabus was covered excellently in the session. Students were very much satisfied with the delivering of the lecture, cooperation and behaviour of the teachers, regularity of the practical classes and laboratory facilities. 82% of the students gave excellence remark about the beneficiality of the theory classes.

Students were also satisfied with the classroom and drinking water facilities.

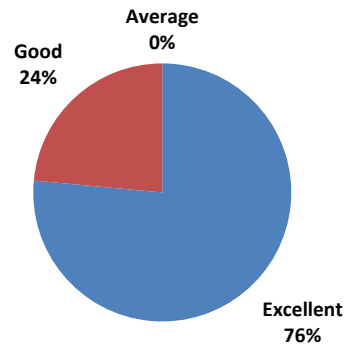
Students were moderately satisfied with internet, canteen, washroom, games and sports etc. However, students were overall highly satisfied with the institution.



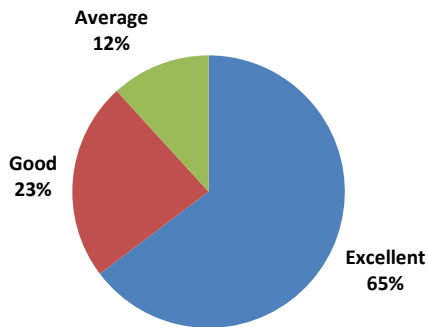
Q.5.Regularity of the practical classes-



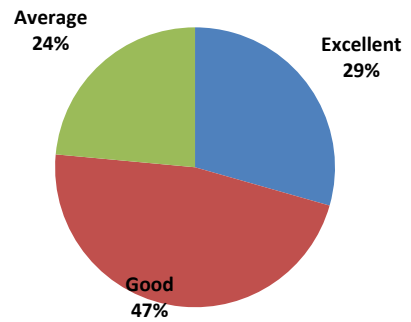
Q.6.How are the Laboratory facilities?



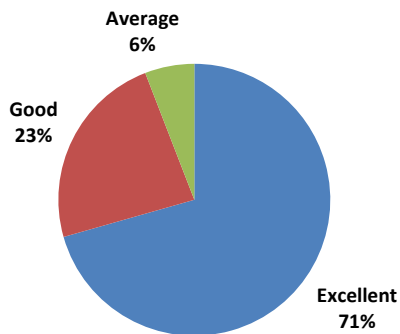
Q.7.How are the Library facilities and services?



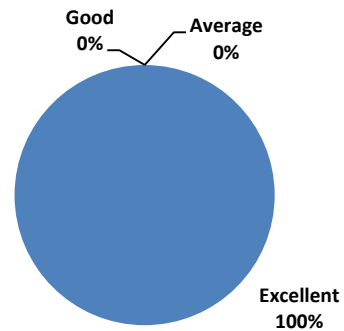
Qs. 8.How are the computer and internet facilities of the College?



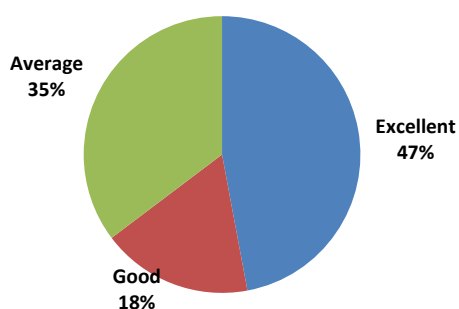
Qs.9.How are the classroom infrastructure / facilities in the college?



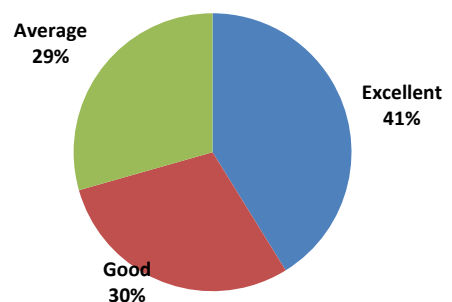
Qs.10.How is the drinking water facility of the College?



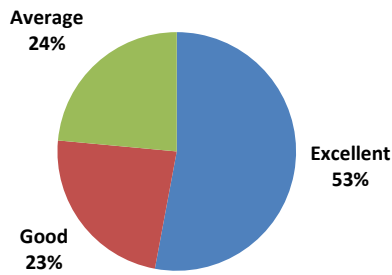
Qs.11.How are the toilet and washroom facilities of the College?



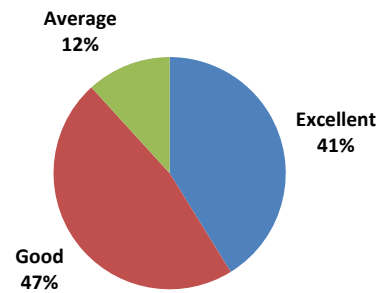
Q.12.How are the canteen facility, food quality and canteen service of the College?



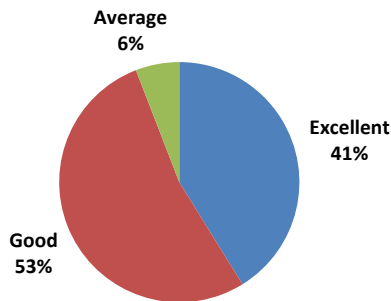
Q.13.How are the games and sports facilities of the College?



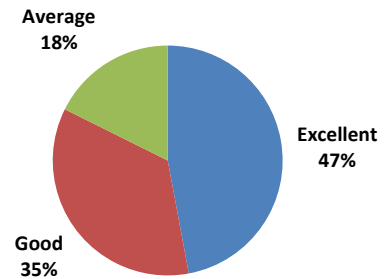
Q.14.How are the common room facilities of the College?



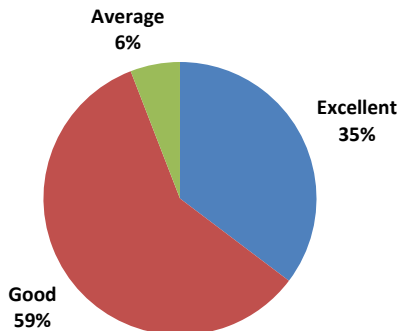
Q.15.How are the service and cooperation of the college office?



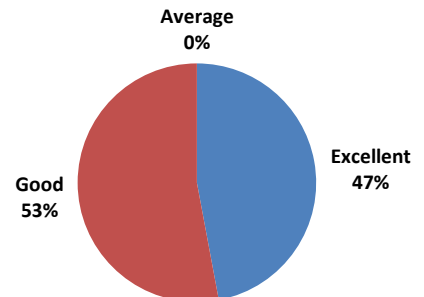
Q.16.How are the scholarship facilities like Kanyashree, SVMCMS, Oikyashree and others in the College?



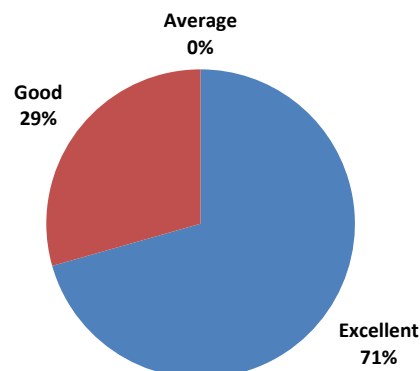
Q.17.Extra-curricular activities and programme are organized in the college-



Q. 18.How are career counselling and placement facilities available in the College?



Q.19.How is your overall satisfaction about the college?



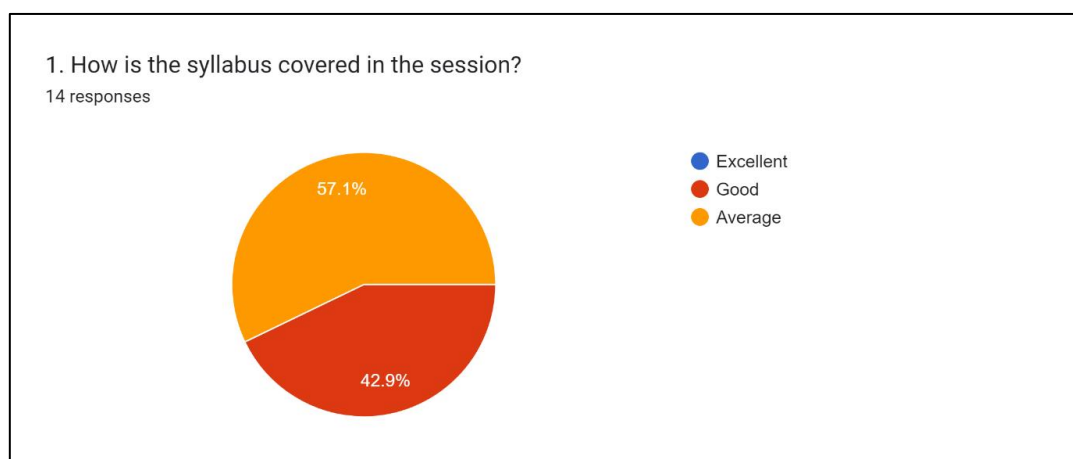


Department of Computer Science

Students' Feedback Analysis

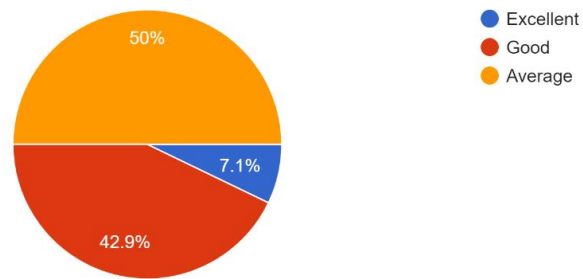
Academic session 2022-23

Based on the student feedback, the syllabus coverage in the sessions is considered average. Teachers generally finish the syllabus and deliver the lectures in a good manner. The behavior and cooperation of the teachers towards students are rated as good. The theoretical classes are considered beneficial on an average level. The regularity of practical classes is rated as excellent. The laboratory facilities are good, and the library facilities and services are also rated as good. The computer and internet facilities of the college are considered good. The classroom infrastructure and facilities in the college are rated as average. The drinking water facility is rated as good, and the toilet and washroom facilities are also considered good. The canteen facility, food quality, and canteen service are rated as good. The games and sports facilities in the college are considered average. The common room facilities are also rated as average. The service and cooperation of the college office are rated as good. The scholarship facilities like Kanyashree, SVMCMS, Oikyashree, and others are rated as good. Extra-curricular activities and programs are organized in the college. Career counseling and placement facilities are available and considered good. Overall satisfaction about the college is rated as good.



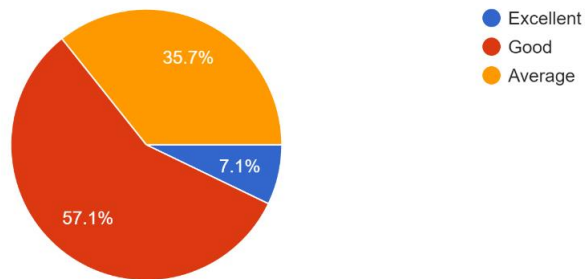
2. How do your teachers finish the syllabus and deliver the lectures?

14 responses



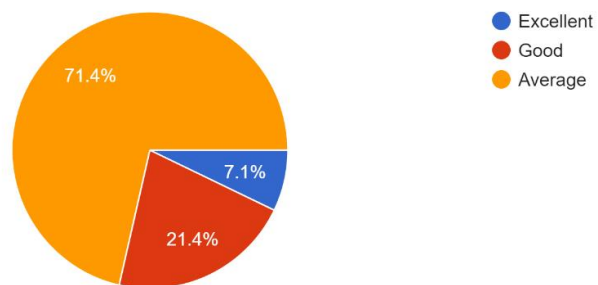
3. How the teachers behave and cooperate with the students?

14 responses



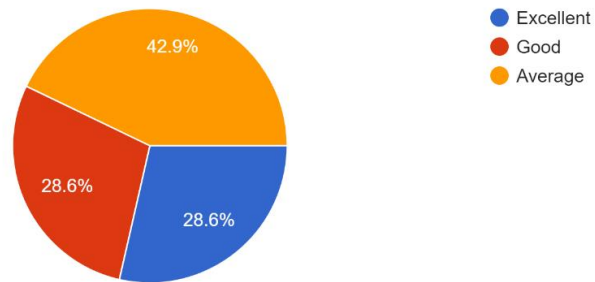
4. How far the theoretical classes are beneficial for your studies?

14 responses



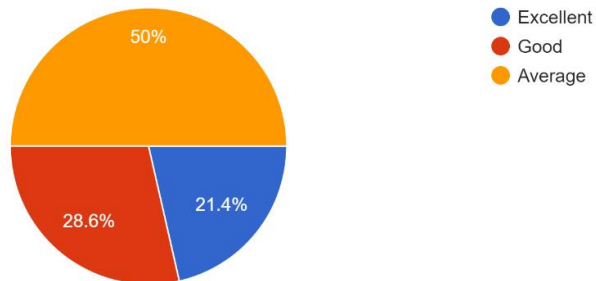
5. Regularity of the practical classes.

14 responses



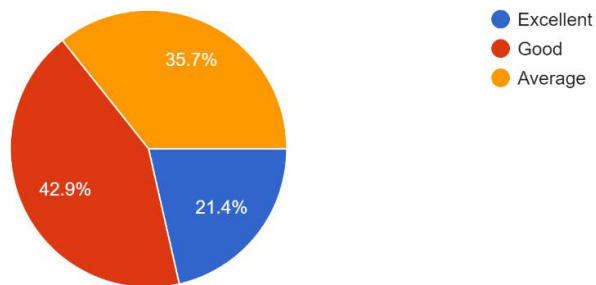
6. How are the Laboratory facilities?

14 responses



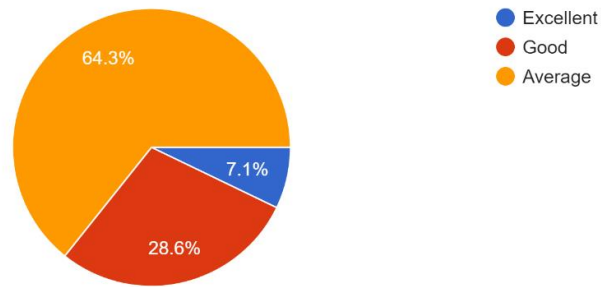
7. How are the Library facilities and services?

14 responses



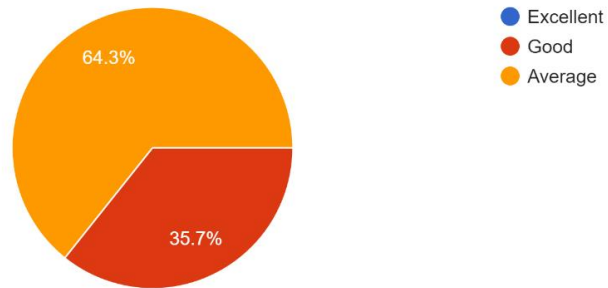
8. How are the computer and Internet facilities of the College?

14 responses



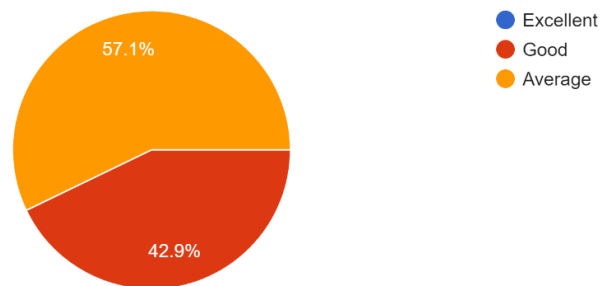
9. How are the classroom infrastructure/facilities in the College?

14 responses



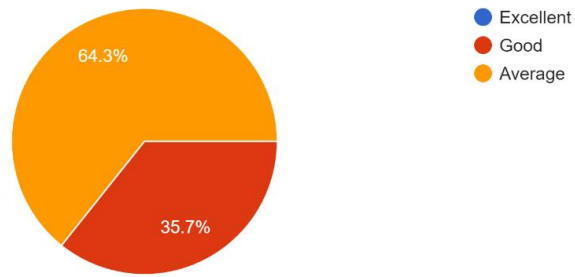
10. How is the drinking water facility of the College?

14 responses



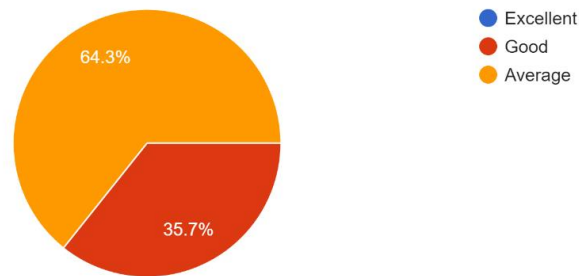
11. How are the toilet and washroom facilities of the College?

14 responses



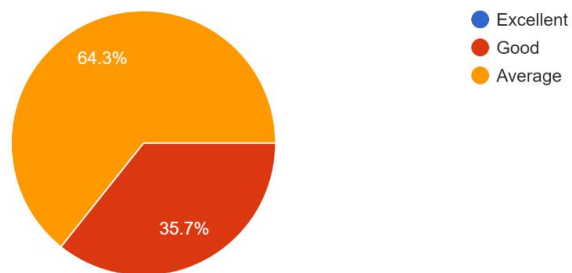
12. How are the canteen facility, food quality and canteen service of the College?

14 responses



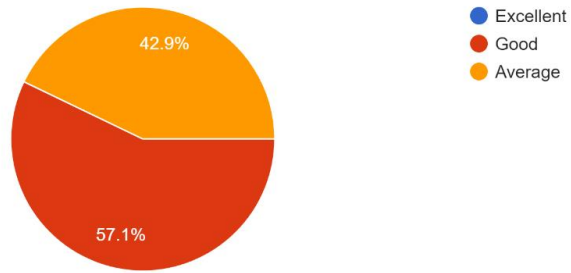
13. How are the games and sports facilities of the College?

14 responses



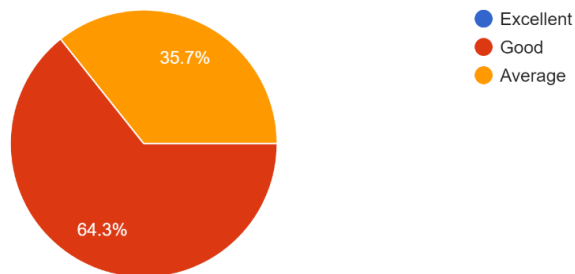
14. How are the common room facilities of the College?

14 responses



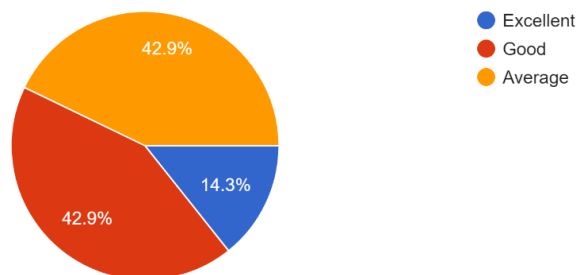
15. How are the service and cooperation of the College office?

14 responses



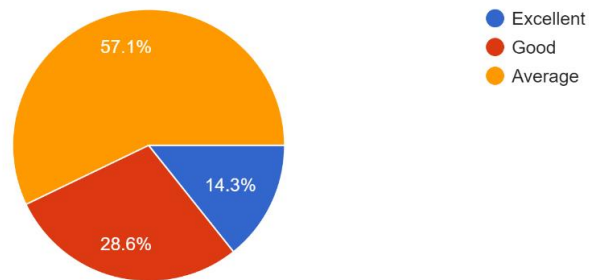
16. How are the scholarship facilities like Kanyashree, SVMCMS, Oikyashree and others in the College?

14 responses



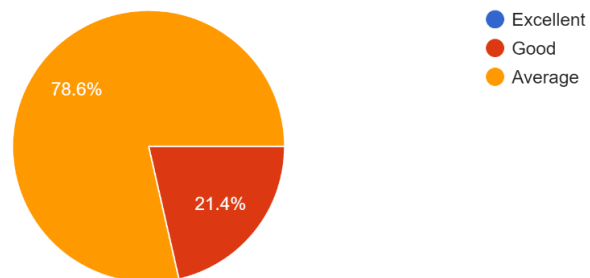
17. Extra-curricular activities and programme are organized in the College?

14 responses



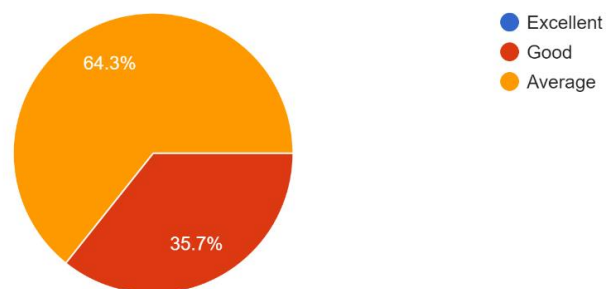
18. How are career counselling and placement facilities available in the College?

14 responses



19. How is your overall satisfaction about the College?

14 responses





DEPARTMENT OF BENGALI

STUDENT'S FEEDBACK DATA ANALYSIS 2022 -2023

INDICATORS :



EXCELLENT

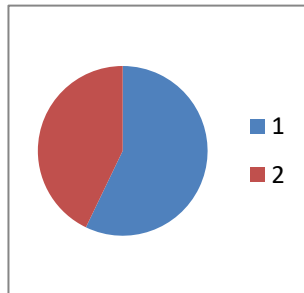


GOOD

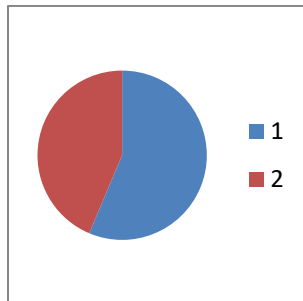


AVERAGE

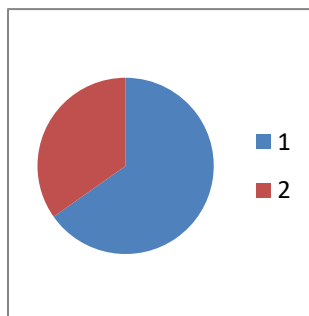
Q1. HOW IS THE SYLLABUS COVERED IN THE SESSION ?



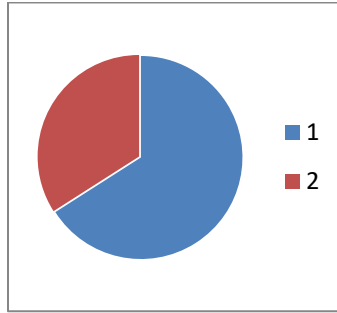
Q2. HOW DO YOUR TEACHERS FINISH THE SYLLABUS AND DELIVER THE LECTURE ?



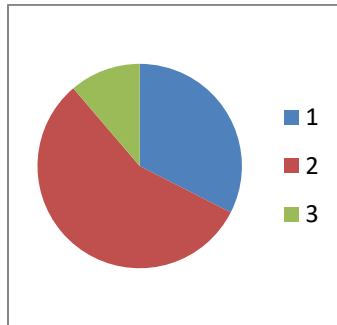
Q3. HOW THE TEACHERS BEHAVE AND COOPERATE WITH THE STUDENTS?



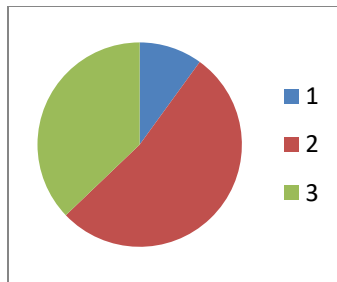
Q4. HOW FAR THE THEORETICAL CLASSES ARE BENEFICIAL FOR YOUR STUDIES?



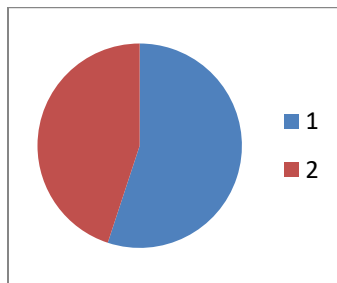
Q7. HOW ARE THE LIBRARY FACILITIES AND SERVICES?



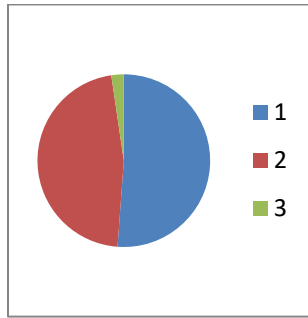
Q8. HOW IS THE COMPUTER AND INTERNET FACILITIES OF THE COLLEGE?



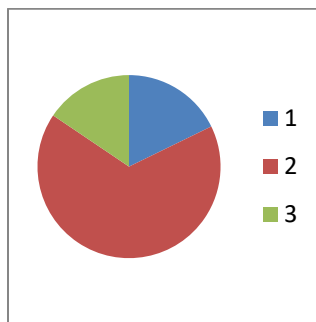
Q9. HOW IS THE CLASSROOM INFRASTRUCTURE / FACILITIES IN THE COLLEGE?



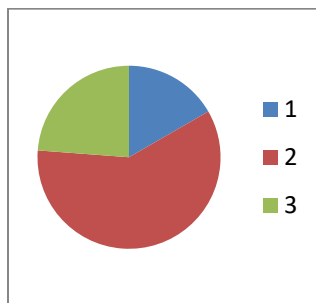
Q10. HOW IS THE DRINKING WATER FACILITY OF THE COLLEGE ?



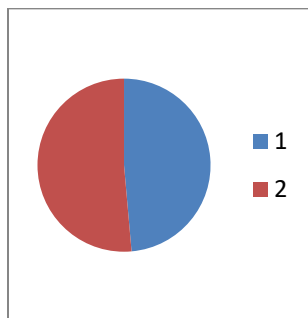
Q11. HOW ARE THE TOILET AND WASHROOM FACILITIES OF THE COLLEGE ?



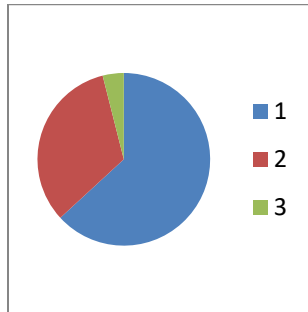
Q12. HOW ARE THE CANTEEN FACILITY, FOOD QUALITY AND CANTEEN SERVICE OF THE COLLEGE ?



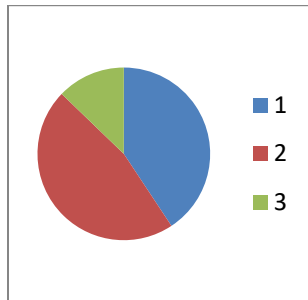
Q.15. HOW IS THE SERVICE AND COOPERATION OF THE COLLEGE OFFICE?



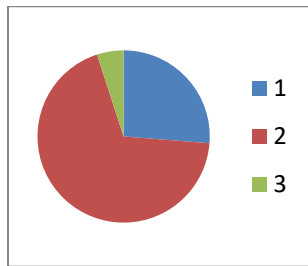
Q16. HOW ARE SCHOLARSHIP FACILITIES LIKE KANYASHREE, SVMCMS, OIKASHREE AND OTHERS IN THE COLLEGE ?



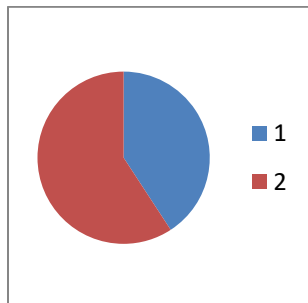
Q.17. EXTRA CURRICULAR ACTIVITIES AND PROGRAMME ARE ORGANIZED IN THE COLLEGE?



Q18. HOW ARE THE CAREER COUNSELLING AND PLACEMENT FACILITIES AVAILABLE IN THE COLLEGE?



Q19. HOW IS YOUR OVERALL SATISFACTION ABOUT THE COLLEGE?



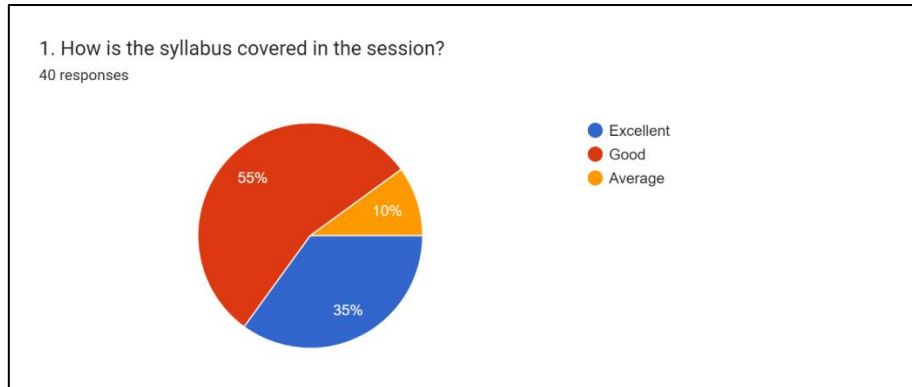
SHORT REPORT Feedback from students:

Feedback from students collected as per the format provided by the IQAC. This data was collected from 6th Sem BNGA students. Analysis of feedback data reflects positive teacher-student academic transaction (Please refer to the question no 1 to 4). Regarding Library facility (Q no : 7) and computer and internet facilities (Q no 8) students feedback shows there is a scope of improvement and need infrastructure development from college side. Most of the students are highly satisfied with the drinking water facility available in the college. (refer to Q no 10) . Toilet and washroom facilities (Q no 11) and Canteen facility (Q no 12) are good but there is always a scope to achieve excellence. Most of the students are highly satisfied from the service and cooperation of the college office (Q no 15) and the various scholarship facilities in the college (Q no 16). Feedback shows most of the students are satisfied in various aspect of the college. (Q no 19)

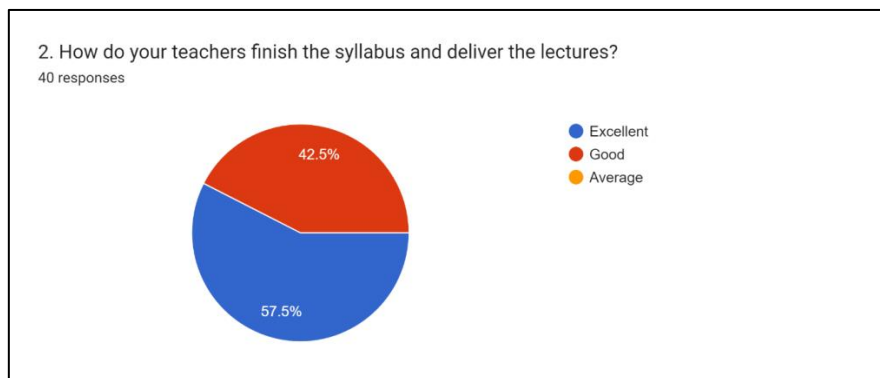


Department of English

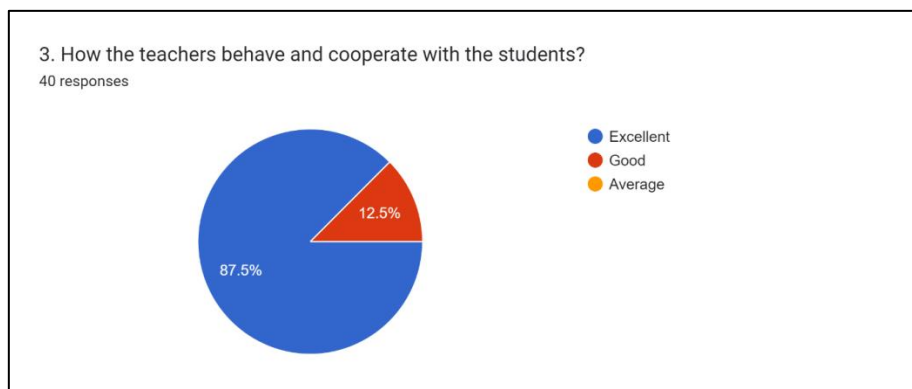
Students' feedback 2022-23



Overall, most students find the coverage of the syllabus in the session to be excellent, with 55% expressing high satisfaction. Additionally, 35% rated it as average, while 10% found it to be good.

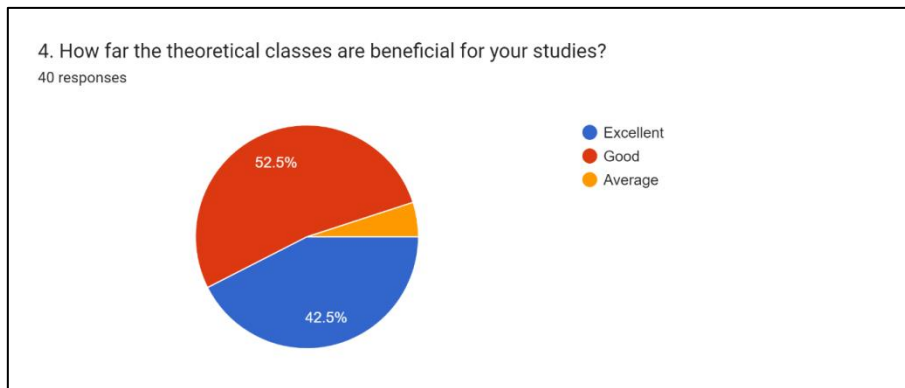


Students overwhelmingly appreciate the effective and timely completion of the syllabus, along with the delivery of lectures, as reflected in the feedback: Excellent (57.5%) and Good (42.5%).

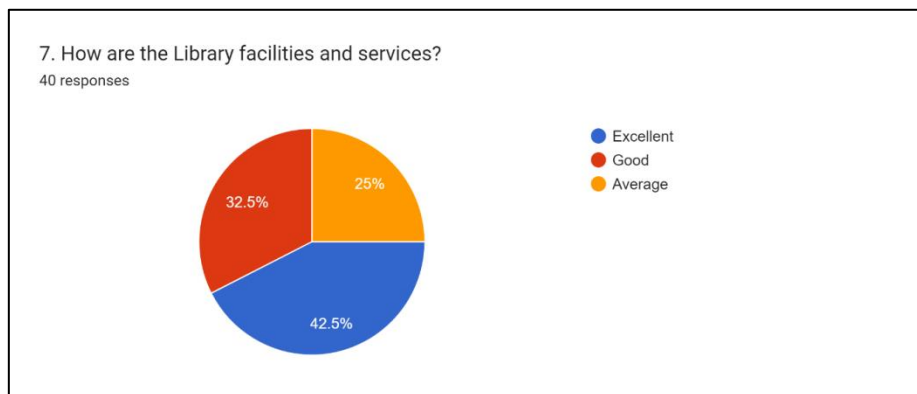


Students overwhelmingly appreciate the exemplary behaviour and cooperative approach demonstrated by the teachers, with an impressive 87.5% rating their performance as excellent, and the remaining 12.5% acknowledging it as good. No respondents rated the

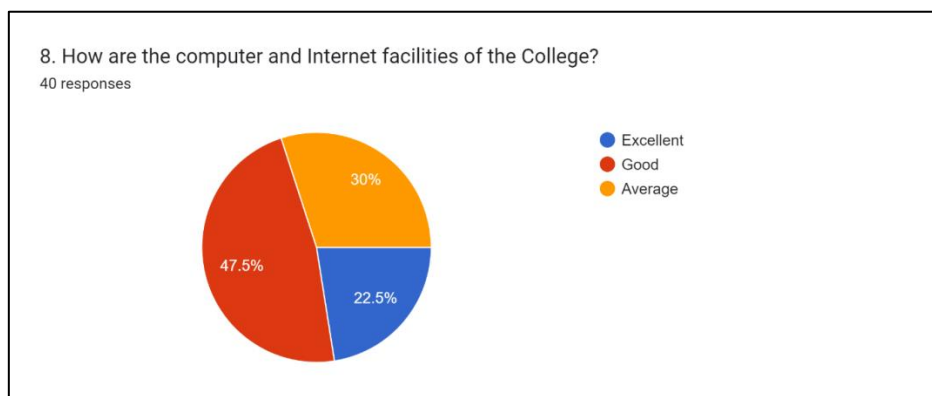
teachers' behaviour and cooperation as average, indicating a high level of satisfaction among students.



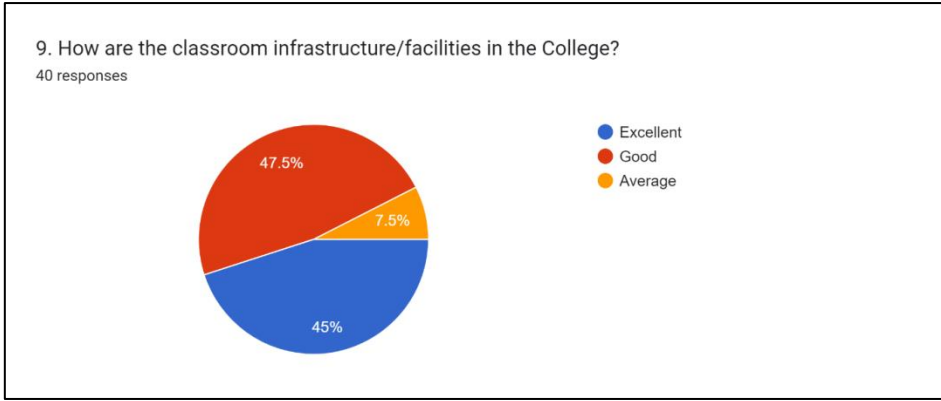
Students overwhelmingly find the theoretical classes highly beneficial for their studies, with 42.5% rating them as excellent and 52.5% as good. Only a minimal 2% found them to be average.



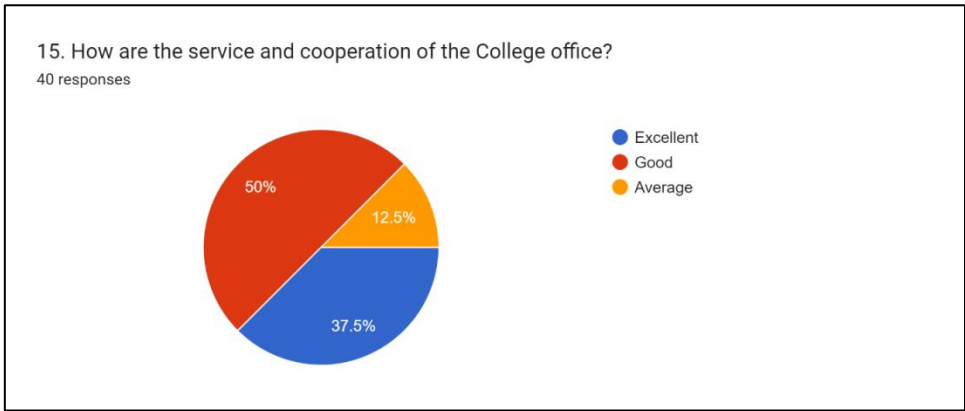
The majority of respondents (75%) rate the Library facilities and services positively, with 42.5% considering them excellent and 32.5% rating them as good. A smaller percentage, 25%, find them average.



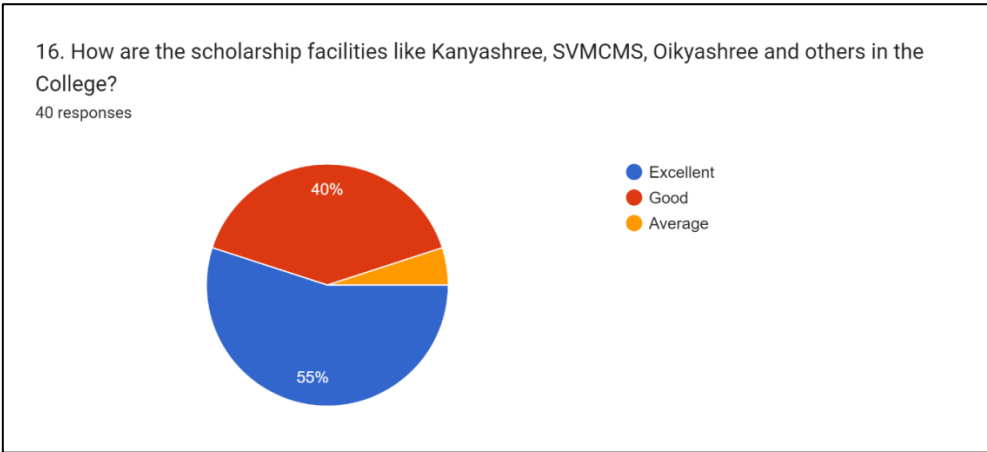
Overall, the computer and Internet facilities of the College received positive feedback from students, with 22.5% rating them as excellent, 47.5% as good, and 22.5% as average.



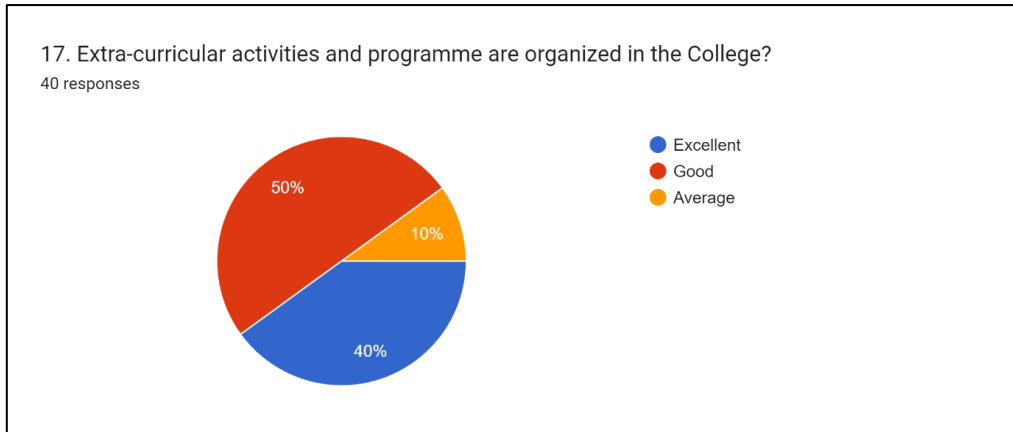
The majority of students find the classroom infrastructure and facilities in the college to be excellent (45%) and good (47.5%), with a small percentage rating them as average (7.5%).



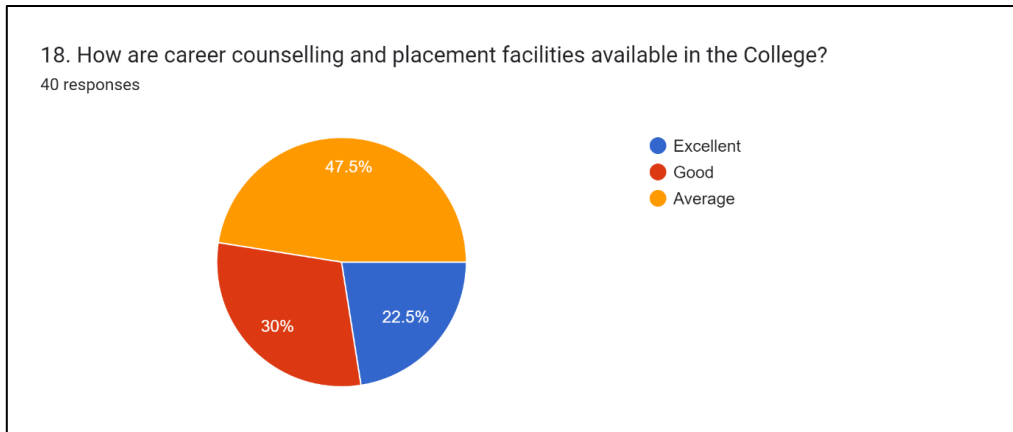
Most respondents find the service and cooperation of the College office to be either excellent (37.5%) or good (50%), indicating a high level of satisfaction. A smaller percentage of respondents rated it as average (12.5%).



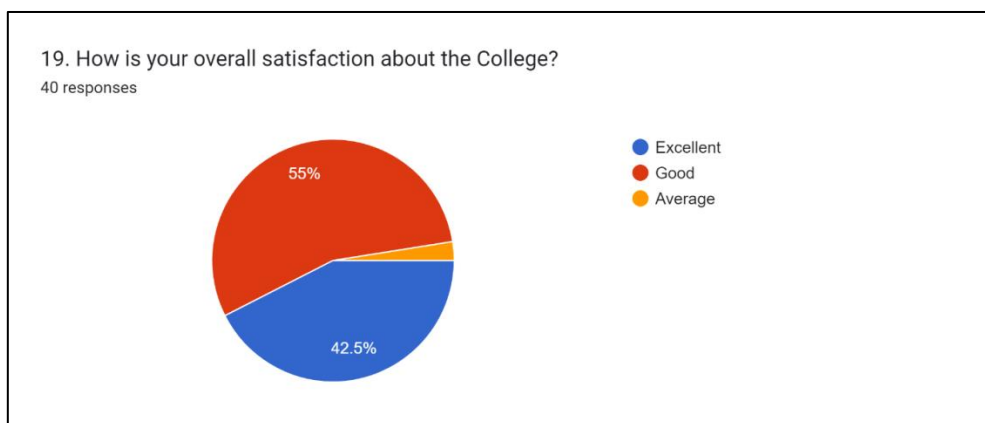
Students overwhelmingly rate the scholarship facilities at our college positively, with 55% describing them as excellent and 40% as good. A small percentage of 5% find them average.



Students overwhelmingly appreciate the well-organized and diverse extra-curricular activities and programs offered by the College, with 40% rating them as excellent, 50% as good, and 10% as average.



Overall, most students find the career counseling and placement facilities at the College to be satisfactory, with 22.5% rating them as excellent, 30% as good, and 47.5% as average. There is room for improvement, and feedback is encouraged to enhance these services further.

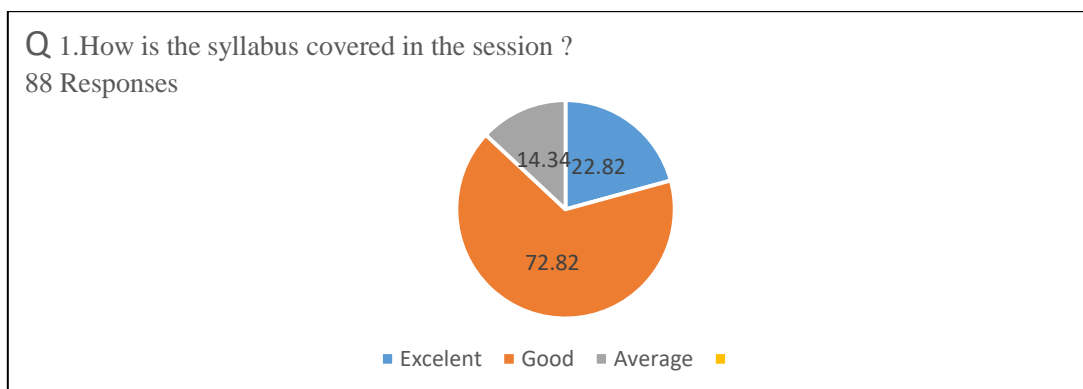


An overwhelming majority of students (97.5%) expressed high levels of satisfaction with the college, with 42.5% rating it as excellent and 55% as good.

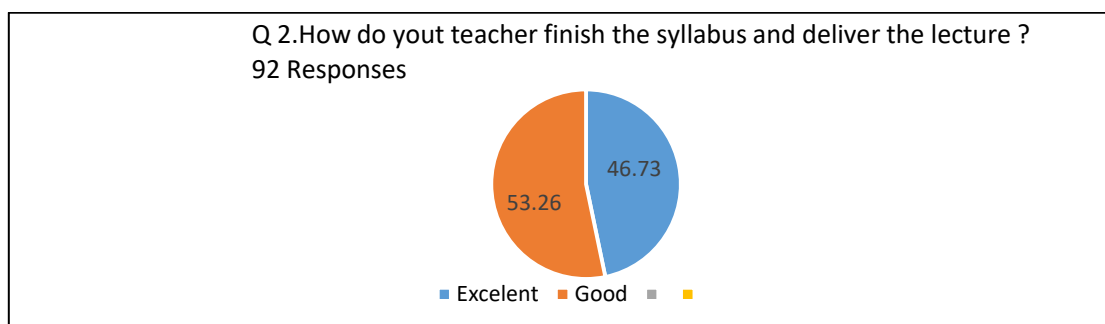


Department of History

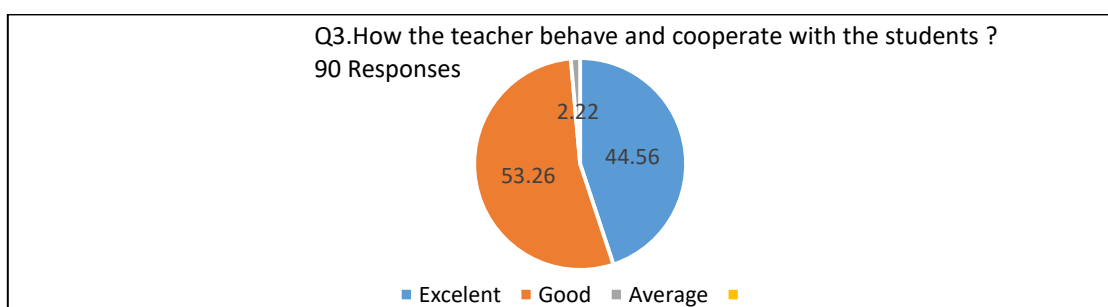
Students' feedback 2022-23



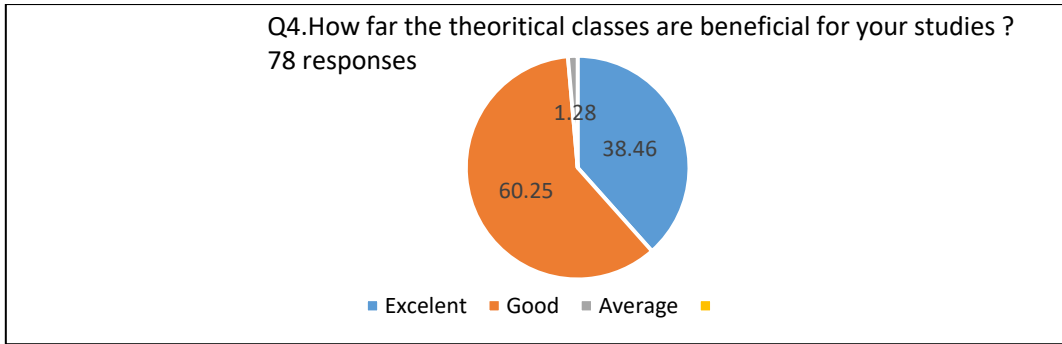
While 72.82% students find the completion of syllabus as good, that's a matter of pride for the department particularly with only 3 whole time teachers and 2 SACTs. Additionally, 22.82% rated it as excellent, while 14.34% found it to be average.



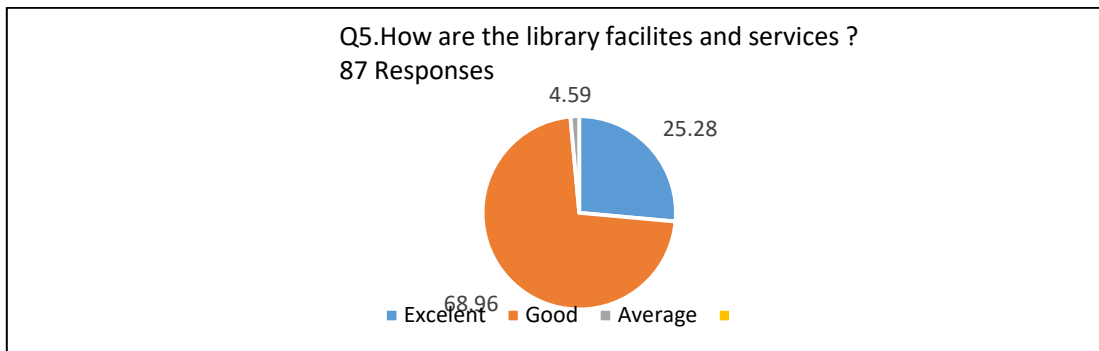
Students overwhelmingly appreciate the effective and timely completion of the syllabus, along with the delivery of lectures, as reflected in the feedback: Excellent (46.73%) and Good (53.26%).



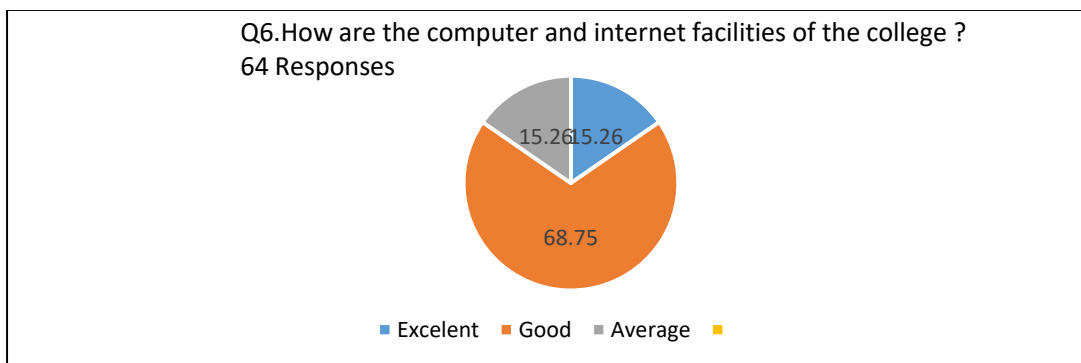
Statistics show that the student-teacher relationship is very favourable.



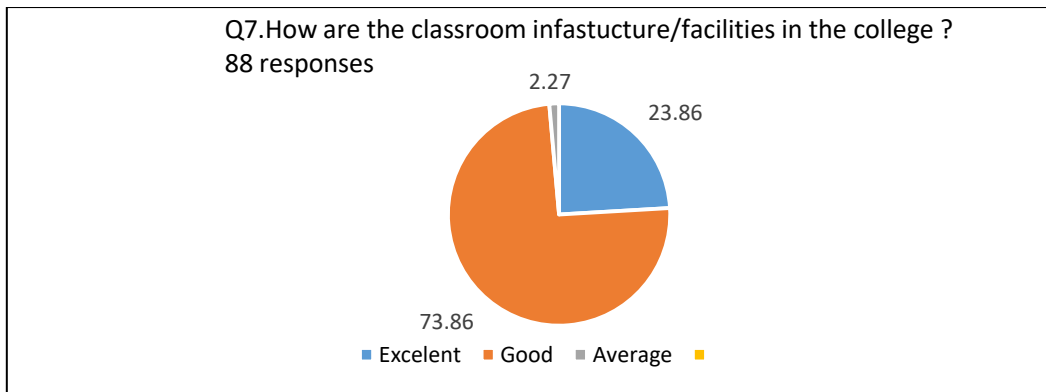
Students overwhelmingly find the theoretical classes highly beneficial for their studies, with 38.46% rating them as excellent and 60.25% as good. Only a minimal 1.28% found them to be average.



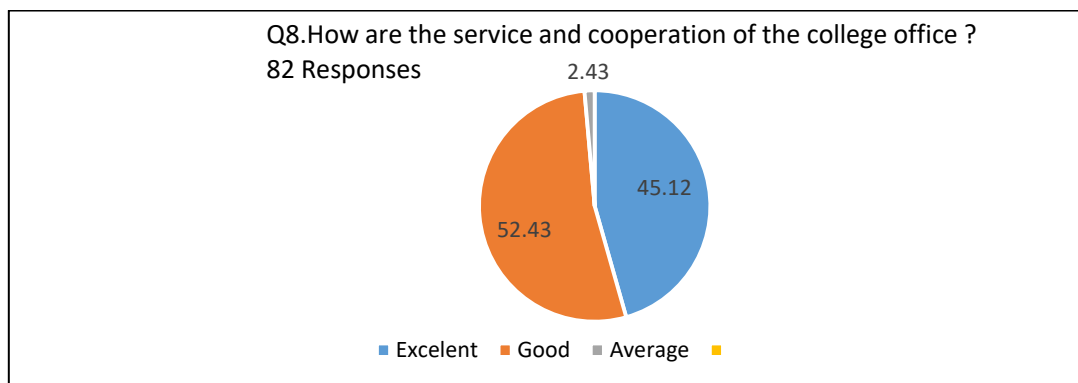
Data show that students are satisfied with library facilities and services. The majority of respondents (68.96%) rate the Library facilities and services positively, with 25.28% considering them excellent and 32.5% rating them as good. A smaller percentage, 4.59%, find them average.



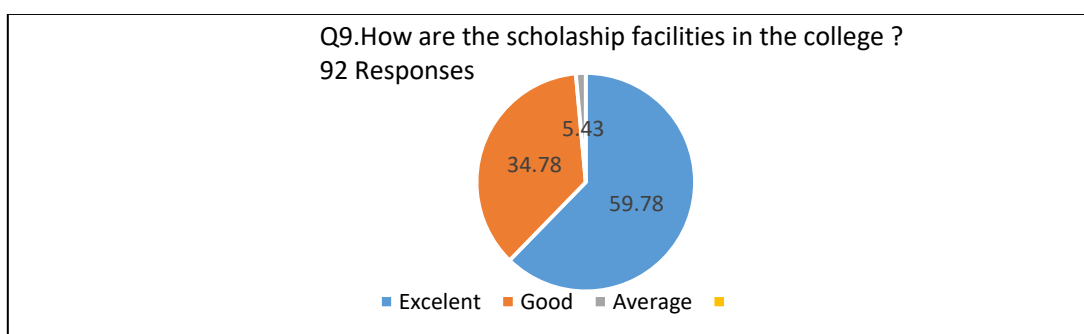
Overall, the computer and Internet facilities of the College received positive feedback from students, with 15.26% rating them as excellent, 68.75% as good, and 15.26% as average.



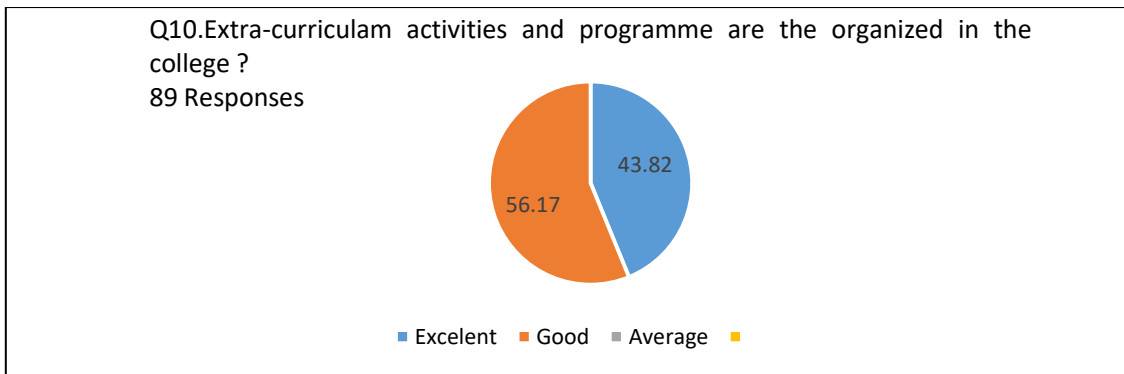
Statics tells that students are highly satisfied with the class room infrastructure. The majority of students find the classroom infrastructure and facilities in the college to be excellent (23.86%) and good (73.86%), with a small percentage rating them as average (2.27%).



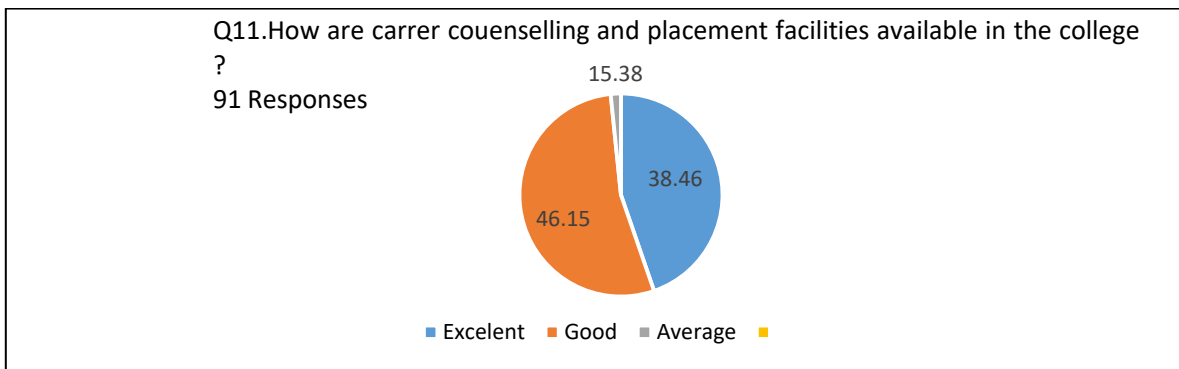
Most respondents find the service and cooperation of the College office to be either excellent (45.12%) or good (52.43%), indicating a high level of satisfaction. A smaller percentage of respondents rated it as average (2.43%).



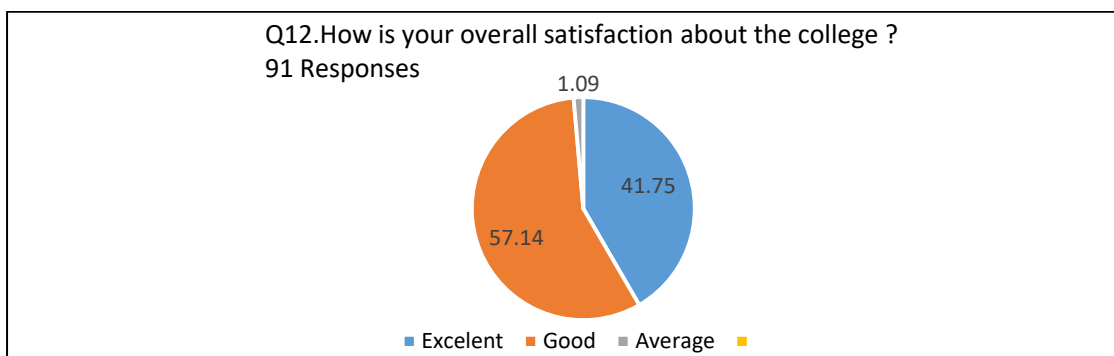
Students overwhelmingly rate the scholarship facilities at our college positively, with 59.78% describing them as excellent and 34.780% as good. A small percentage of 5.43% find them average.



Statics show that maximum number of students are happy with the Extra-curricular activities. Students overwhelmingly appreciate the well-organized and diverse extra-curricular activities and programs offered by the College, with 43.82% rating them as excellent, 56.17% as good.



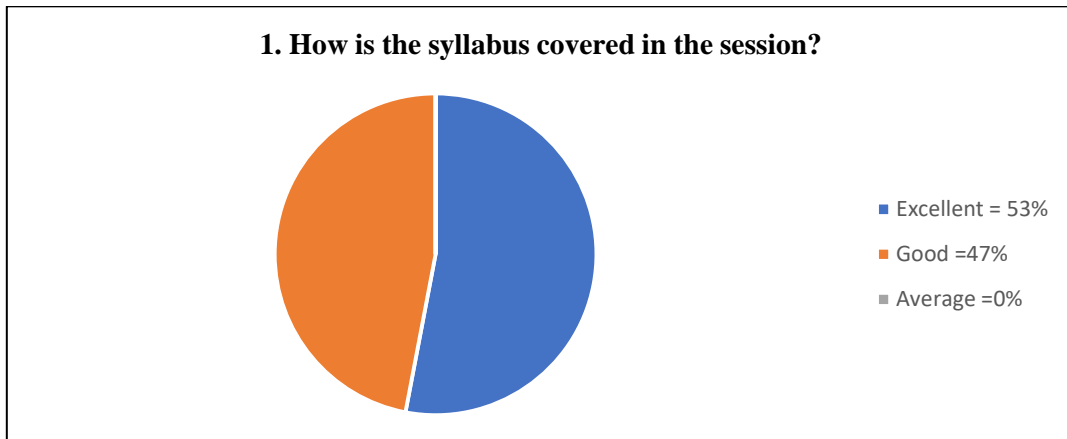
Overall, most students find the career counselling and placement facilities at the College to be satisfactory, with 38.46% rating them as excellent, 46.15% as good, and 15.38% as average. There is room for improvement, and feedback is encouraged to enhance these services further.



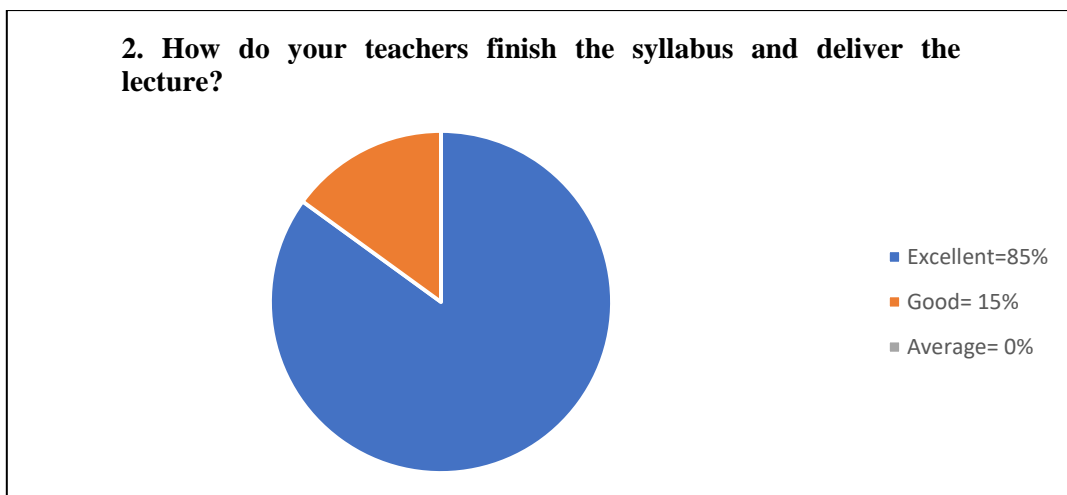
Maximum number of students expresses their opinion for overall satisfaction.



DEPARTMENT OF POLITICAL SCIENCE STUDENTS' FEEDBACK 2022-2023



Question no 1 displayed the syllabus covered in the session 2022-2023. The feedback of the students was positive. The students were satisfied as per the feedback 53% student responded as excellent and 47% student gave their feedback as good.



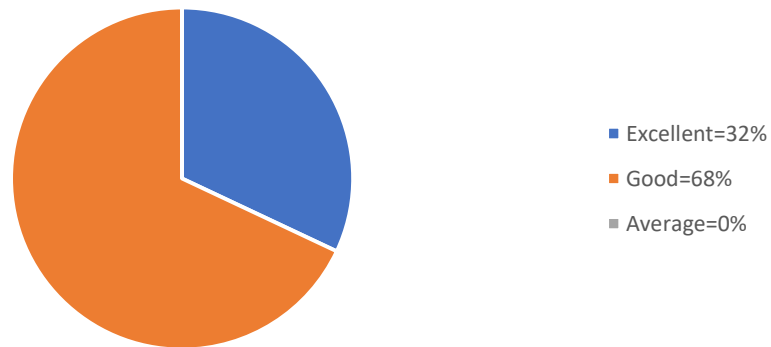
Question no 2 was how do your teachers finish the syllabus and deliver the lecture in the session 2022-2023. The feedback of the students was positive. The students were very grateful as per the feedback 85% student responded as excellent and 15% student gave their feedback as good.

3. How the teachers behave and cooperate with the students?



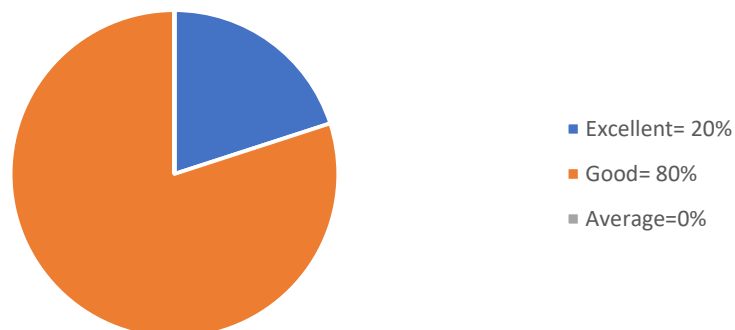
Question no 3 contained how the teachers behaved and cooperated with the students in the session 2022-2023. The students were benefitted as per their response 88% student responded as excellent and 12% student gave their response as good.

4. How far the theoretical classes are beneficial for your studies?



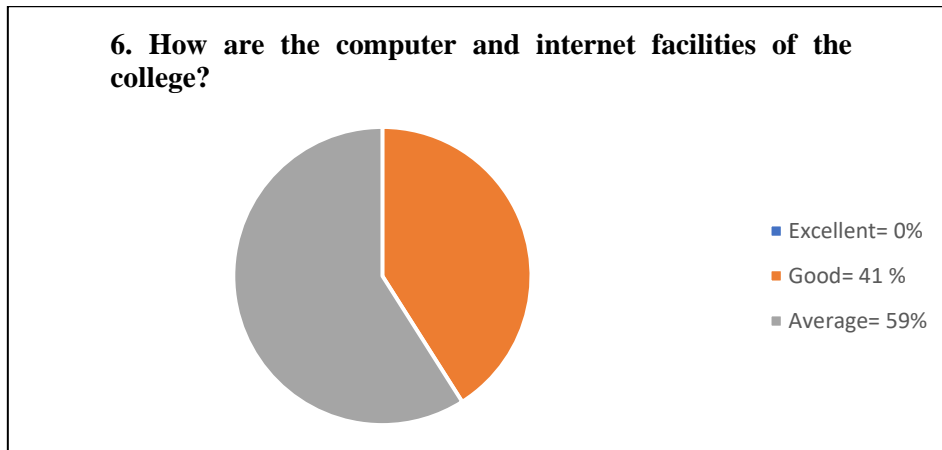
Question no 4 seek the information about how far the theoretical classes are beneficial for the respondent's studies in the session 2022-2023. The feedback of the students was that they had good basis for theoretical classes. As per the feedback 68% student responded as excellent and 32% student gave their feedback as good.

5. How are the Library facilities and services?

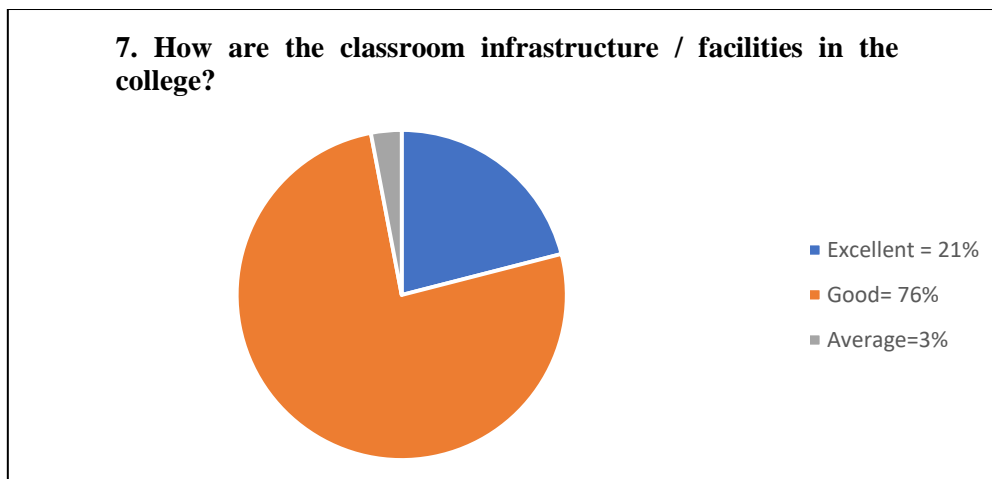


Question no 5 looked into the library facilities and services for the students in the session 2022-2023. The feedback of the students was very constructive as they got regular support from both college

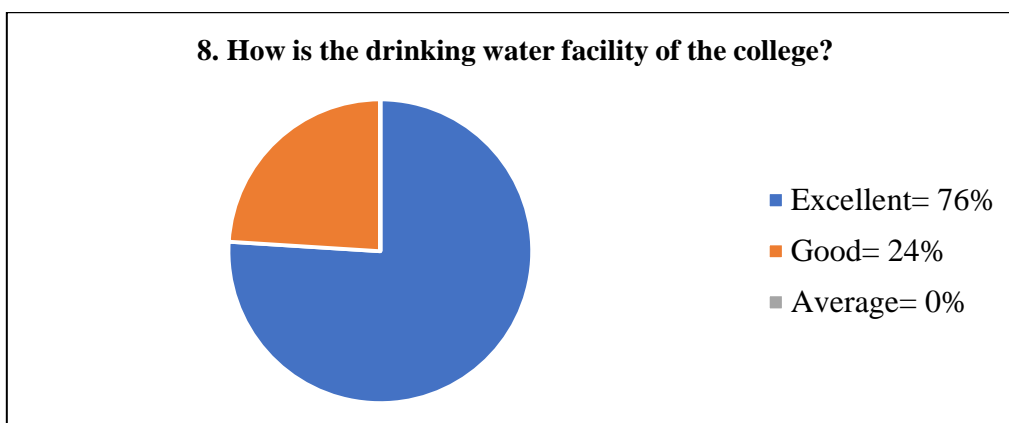
library and departmental library. Thus, as per the feedback 80% student rated library as excellent and 20% student gave their feedback as good.



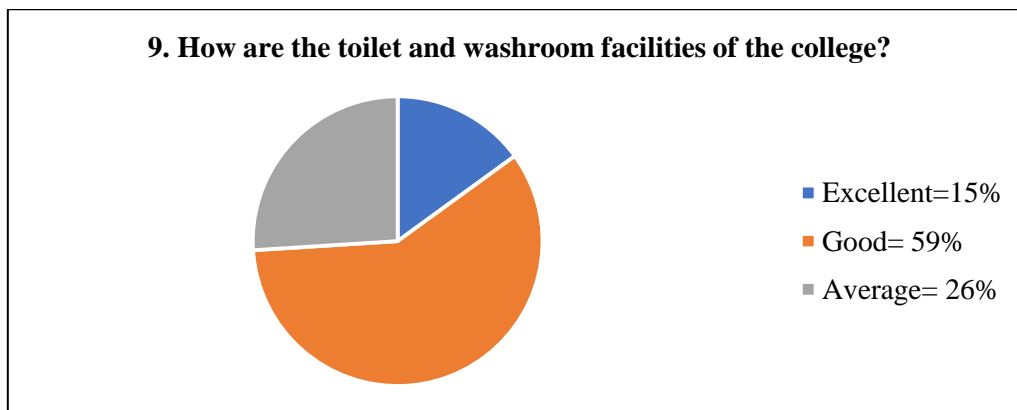
Question no 6 asked for the computer and internet facilities of the college for the students in the session 2022-2023. The feedback of the students regarding this was moderate. Thus, as per the feedback 41% student rated it as good while 59% student gave their feedback as average.



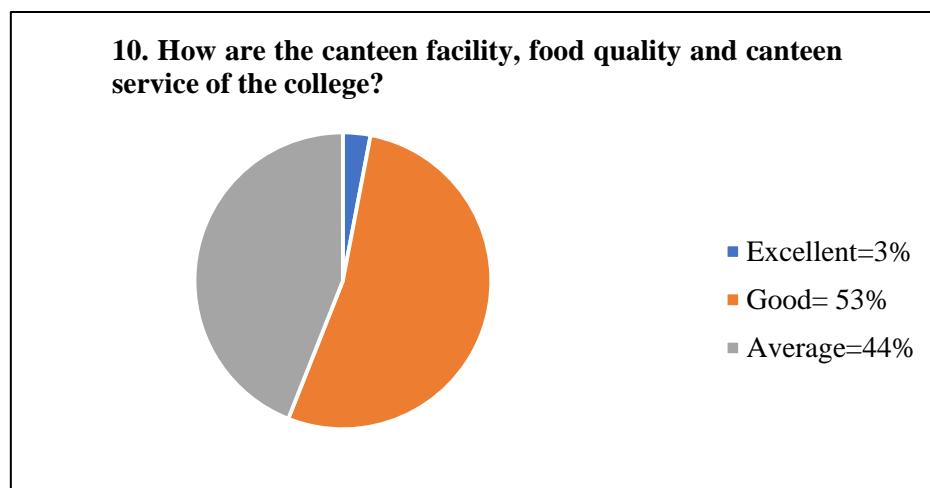
Question no 7 dealt with the classroom infrastructure and facilities for the students in the session 2022-2023. The response of the students in this regard indicated above standard. Thus, as per their feedback 76% student rated it as good while 21% student gave their feedback as excellent and 3% average.



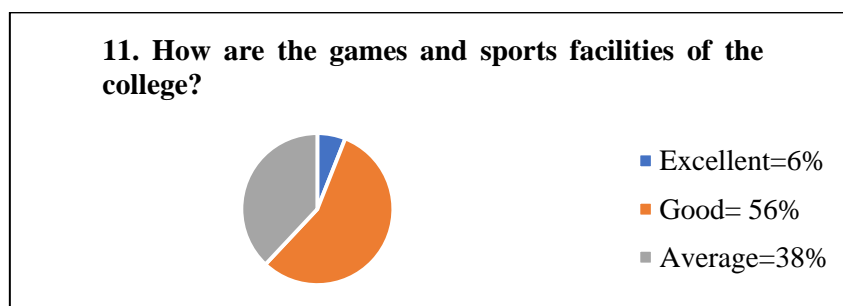
An overwhelming majority of the students are extremely pleased with the quality of drinking water facility available in the college.



Although 74% of the respondents consider the toilet facilities available in the college to be satisfactory (15 percent responded as an excellent and 59 percent as good), there seems still some possibility for improving the toilet facilities available in the college.

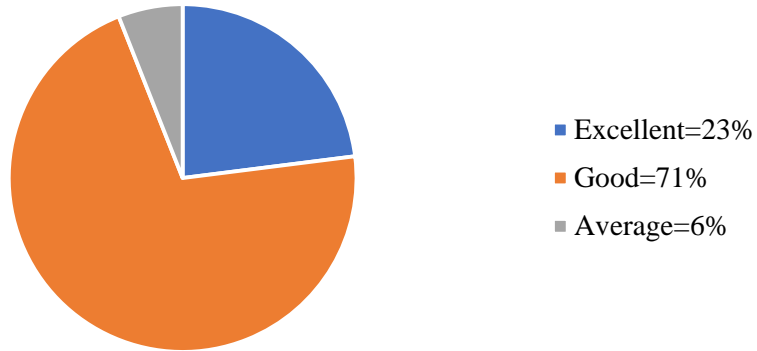


In this field there is significant scope for improvement. 44% students consider the facility to be average and it is important to address the issue.



Although a large segment of students (62%) consider the facility to be good or excellent, there is still scope for improvement in this field.

12. How are the common room facilities of the college?



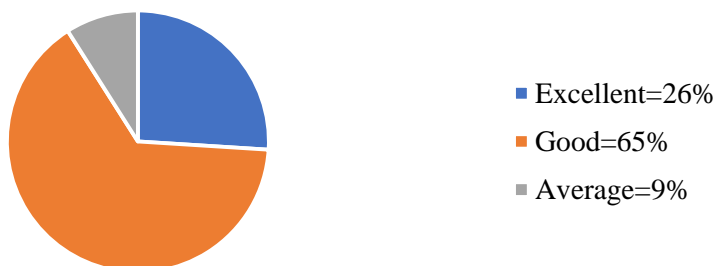
Only 6% of the students consider this facility to be average. It is therefore quite obvious that the students are happy with the facilities provided.

13. How are the service and cooperation of the college office?



A significant portion of the students (88%) are quite happy with the facility. It is quite clear that they are happy with the service and cooperation provided by the college office.

14. How are the scholarship facilities like Kanyashree, SVMCMS, Oikyashree and the others in the college?



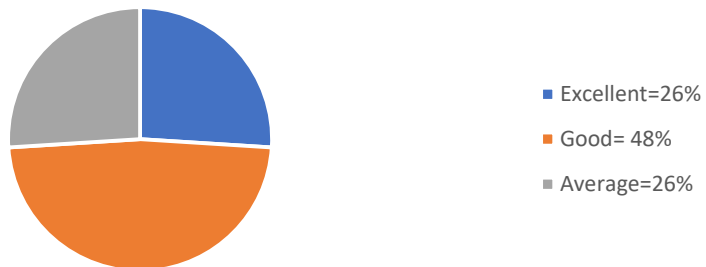
91% of the respondents are happy with the scholarship facilities provided the college. Their positive response is a testimony to the efficient running of the section.

15. Extra-curricular activities and programme are organised in the college?



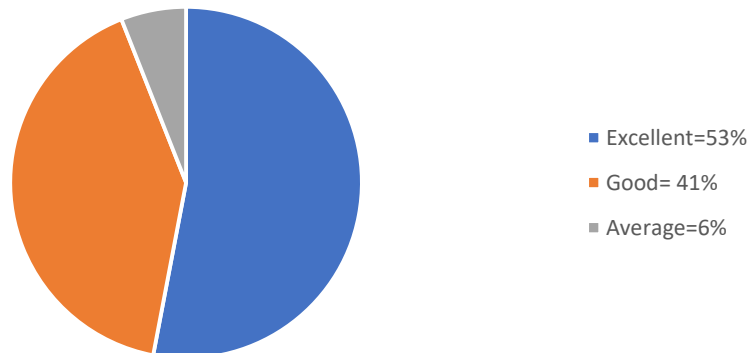
Most of the students are quite happy with the extra-curricular activities and programme arranged by the college.

16. How are career counselling and placement facilities available in the College?



In this segment there is scope for some improvement as 26% of the respondents find the service provided to be average.

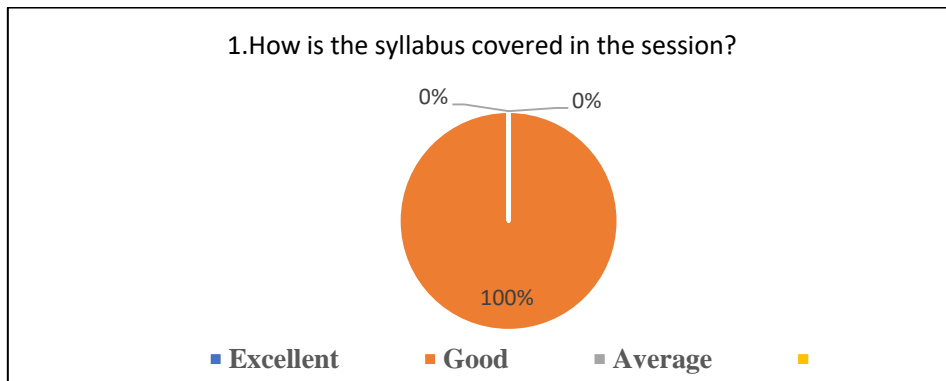
17. How is your overall satisfaction about the college?



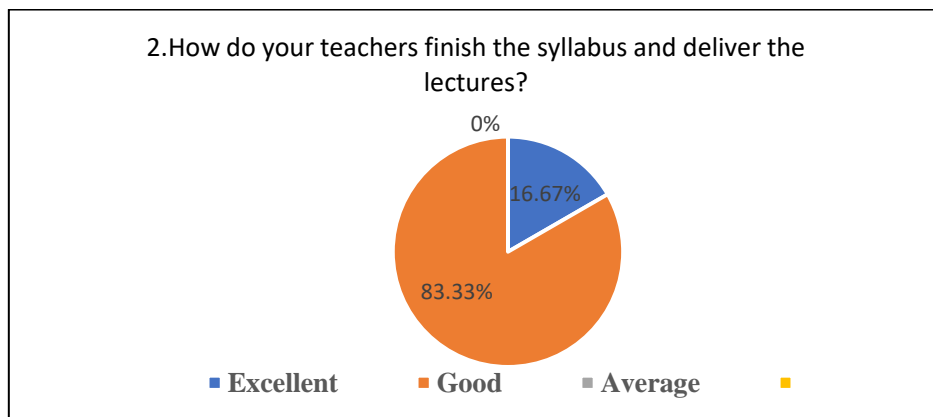
An overwhelming majority of the college (94%) is quite pleased about the college. It is clear that they found their time spent in the college to be fruitful and positive.



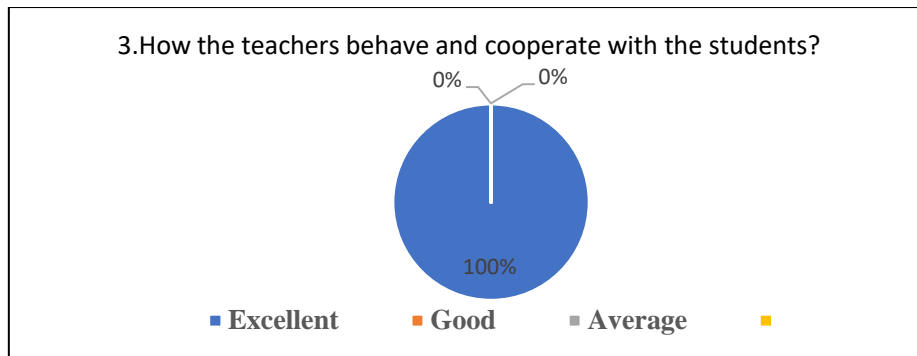
BAGNAN COLLEGE
DEPARTMENT OF PHILOSOPHY
STUDENTS' FEEDBACK ANALYSIS REPORT
ACADEMIC SESSION 2022-23



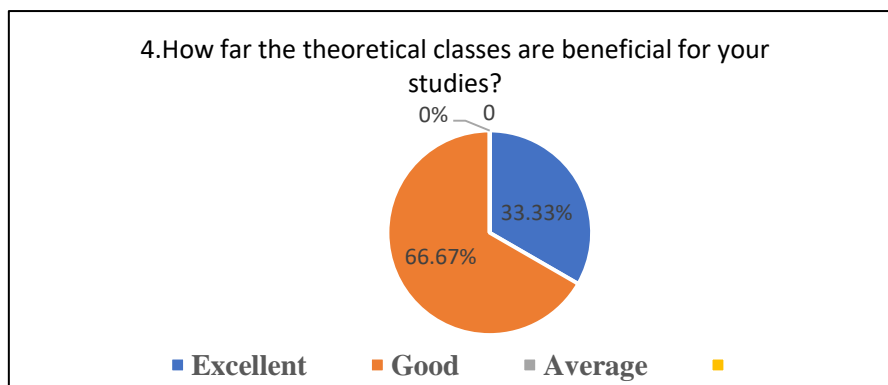
In general, the curriculum is taught using a mix of reading, discussion, evaluation, and instruction in order to assist students gain a deeper comprehension of philosophical ideas and concepts.



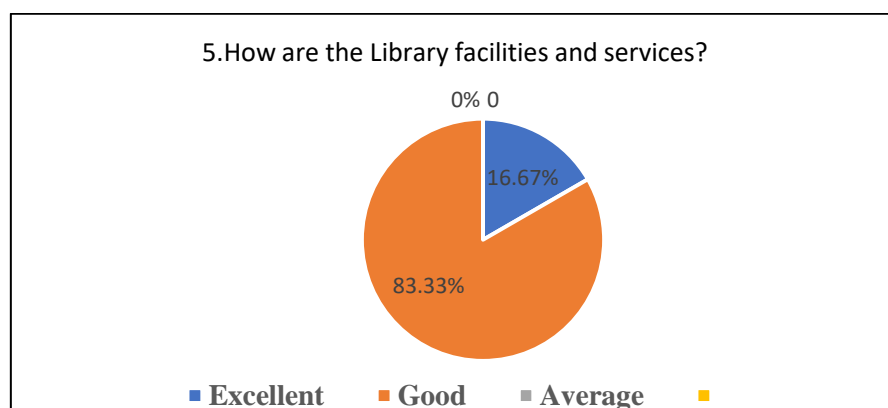
The ultimate purpose of completing the syllabus and giving lectures in philosophy classes for undergraduates is to develop critical thinking abilities, a thorough comprehension of philosophical ideas, and an atmosphere of intellectual inquiry and discussion among students.



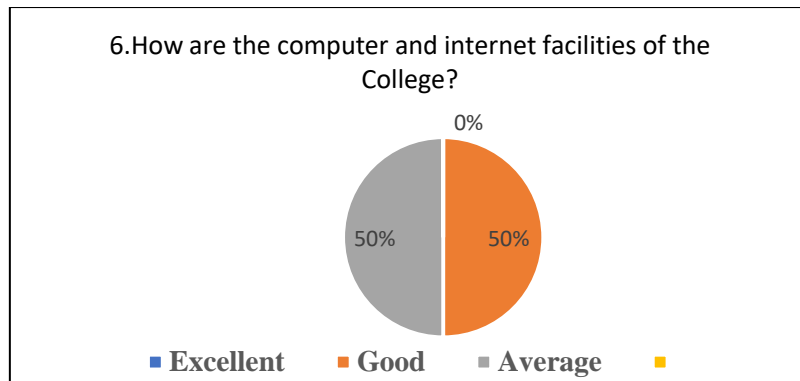
Teachers of philosophy foster a pleasant learning atmosphere where students are motivated to actively interact with the content, critically reflect on their views, and develop their philosophical skills by acting in a supportive, collaborative, and courteous manner.



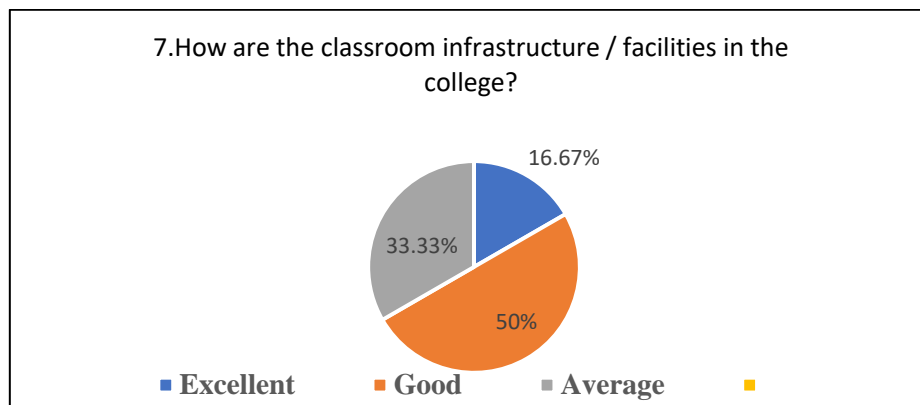
All things considered, theoretical classes are essential to undergraduate philosophy studies since they develop students' minds, sharpen their critical thinking abilities, encourage interdisciplinary collaboration, and get them ready for both academic and extracurricular interests.



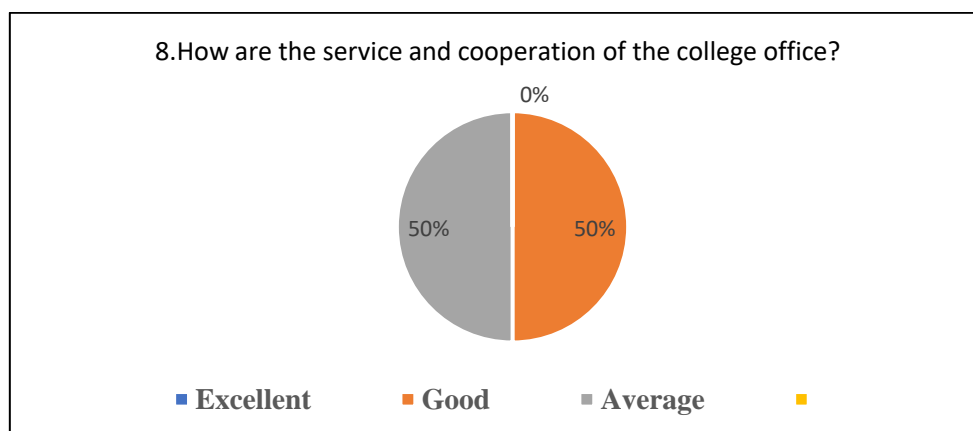
All things considered, college libraries are essential for assisting undergraduate philosophy students in their academic and intellectual endeavours since they offer a wealth of resources, help with research, and study areas that are supportive of learning and scholarship.



All things considered, philosophy undergraduate students' access to computers and the internet can significantly improve their educational experience by giving them access to knowledge, communication tools, and learning materials that are critical for success in the classroom in the digital age.

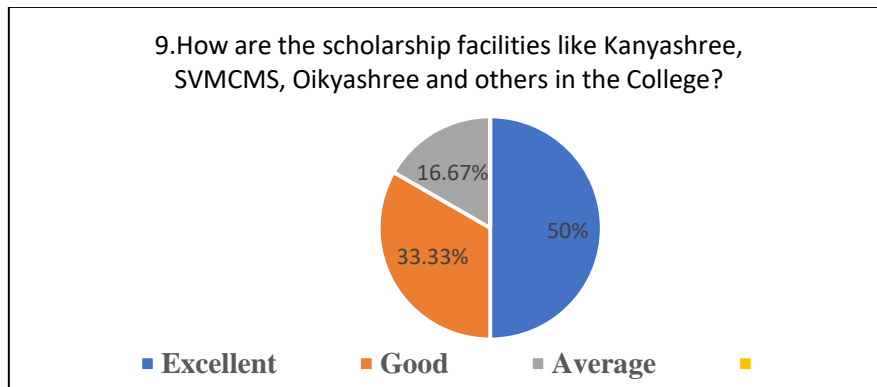


In general, the facilities and classroom infrastructure in college philosophy programmes are made to facilitate successful teaching and learning, giving students access to well-equipped areas that encourage conversation, intellectual engagement, and cooperative investigation.

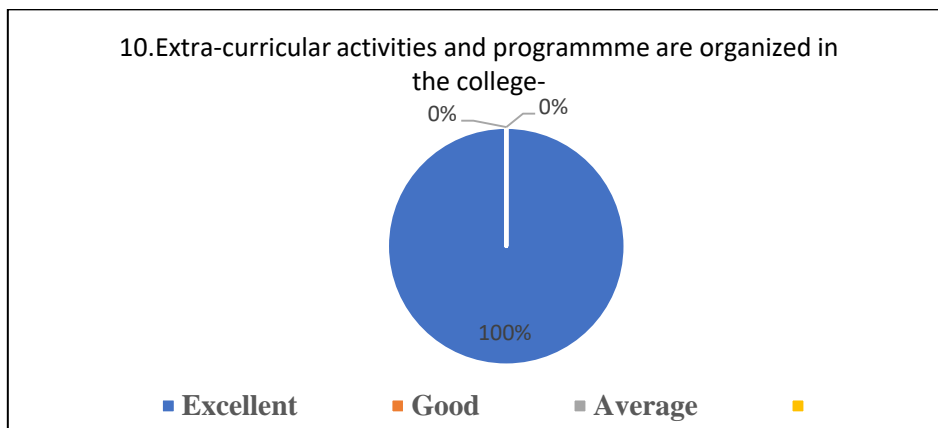


Overall, undergraduate philosophy students' academic performance, personal development, and general well-being during their college adventure are greatly aided by the assistance and

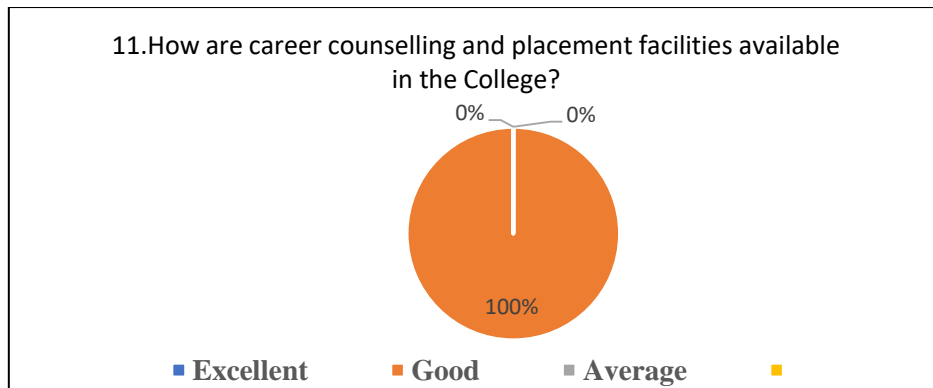
collaboration of the college office. When students and college office staff work well together, they create a campus culture that is conducive to academic, social, and professional success.



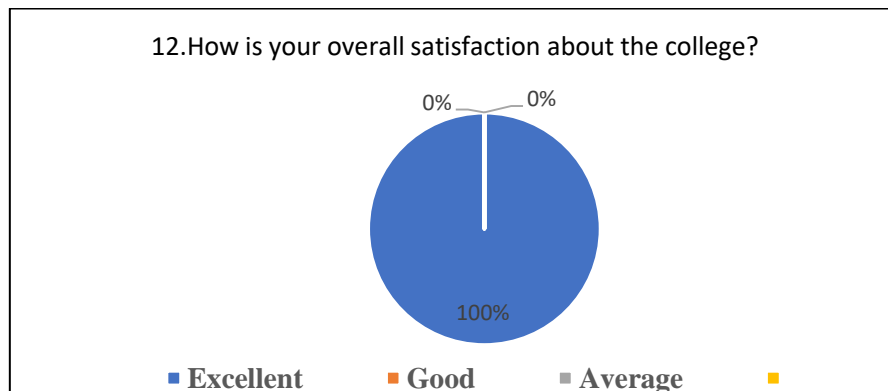
All things considered, college is crucial in helping students pursue higher education by providing access to scholarship opportunities like Kanyashree, SVMCMS, Oikyashree and others in the College. College aid qualified students in gaining access to financial resources that might lessen the cost of pursuing undergraduate degrees by offering information, support, and assistance.



All things considered, extracurricular programmes and events are crucial for enhancing the college experience, encouraging student participation, and building a lively and dynamic campus community. Students can follow their interests, learn useful skills, and create enduring relationships with their peers and the larger college community by taking part in these activities.



All things considered, career placement and counselling services are vital for assisting college students in making well-informed career decisions, acquiring necessary job search skills, and making a smooth transition into the workforce or higher education. Colleges enable students to pursue rewarding careers by offering them customised guidance, resources, and support in order to help them reach their professional objectives.



A college's overall student satisfaction rate is impacted by a number of institutional, social, financial, and academic aspects. Colleges are more likely to get high satisfaction ratings and positive feedback if they successfully meet the needs and expectations of their students in these areas.



DEPARTMENT OF SANSKRIT

STUDENT FEEDBACK ANALYSIS REPORT

2022-2023

1. How is the syllabus covered in the session?

The feedback on the coverage of the syllabus in the session is predominantly positive, with an overwhelming 91% of respondents rating it as either excellent or good. Specifically, 64% of respondents found the coverage to be excellent, reflecting a high level of satisfaction. Additionally, 27% rated it as good, indicating a generally positive perception. This overwhelmingly positive response underscores the effectiveness and quality of the syllabus coverage during the session.

How is the syllabus covered in the session?



2. How do your teachers finish the syllabus and deliver the lectures?

The feedback on how teachers finish the syllabus and deliver lectures is overwhelmingly positive, with an impressive 96% of respondents rating it as either excellent or good. Specifically, 59% found the approach to be excellent, highlighting a high level of satisfaction, and an additional 36% rated it as good, emphasizing a strong positive perception.

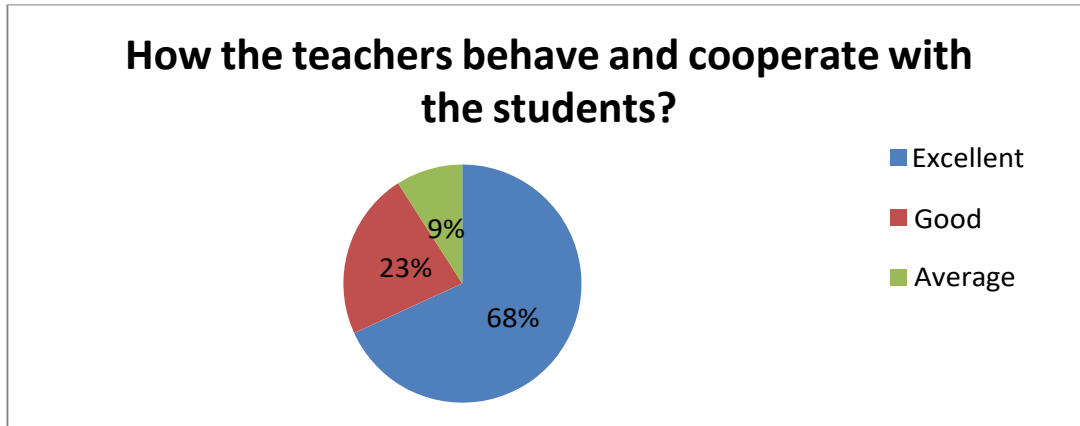
How do your teachers finish the syllabus and deliver the lectures?



3. How the teachers behave and cooperate with the students?

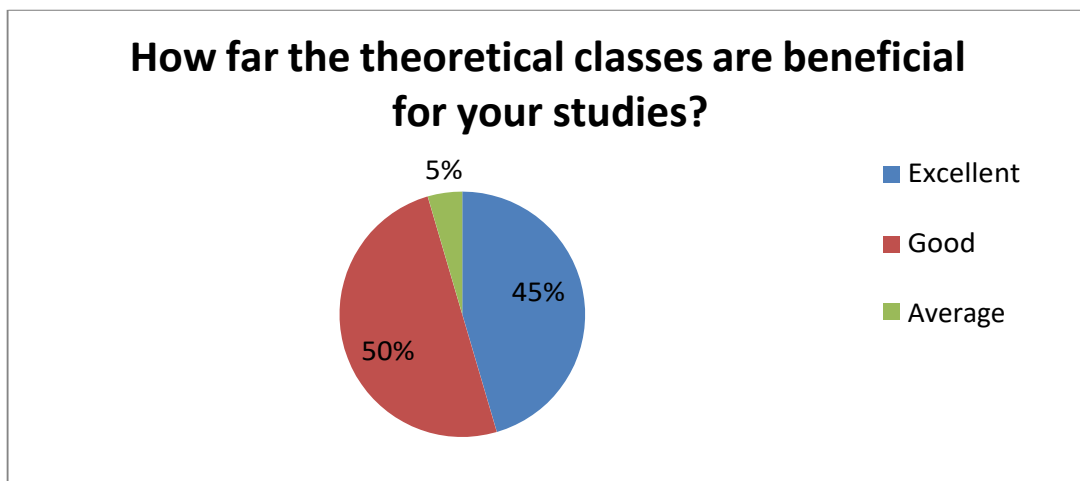
Teachers' behaviour and cooperation with students received overwhelmingly positive feedback, with an impressive 91% of respondents rating it as either excellent or good. Specifically, 68% of respondents found their interactions to be excellent, showcasing a

commendable level of satisfaction. Furthermore, 23% rated it as good, underscoring a strong positive perception. This feedback emphasizes the teachers' exemplary conduct and collaborative approach with students, fostering a supportive and conducive learning environment.



4. How far the theoretical classes are beneficial for your studies?

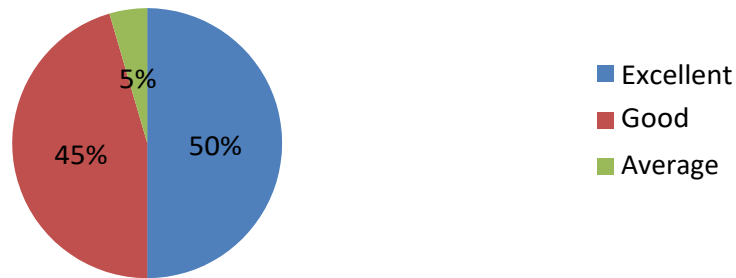
The feedback regarding the benefit of theoretical classes for studies is overwhelmingly positive, with an impressive 95% of respondents rating them as either excellent or good. Specifically, 45% of respondents found the theoretical classes to be excellent, highlighting a significant level of benefit, while an additional 50% rated them as good, emphasizing their substantial value. This overwhelmingly positive response underscores the importance and effectiveness of theoretical classes in enhancing students' studies, reflecting their integral role in facilitating learning and academic success.



5. How are the Library facilities and services?

The feedback regarding the library facilities and services is overwhelmingly positive, with an impressive 95% of respondents rating them as either excellent or good. Specifically, 50% of respondents found the library facilities and services to be excellent, highlighting a significant level of satisfaction, while an additional 45% rated them as good, emphasizing their substantial quality. This overwhelmingly positive response underscores the excellence and effectiveness of the library's offerings, reflecting its pivotal role in supporting students' academic endeavours and research needs.

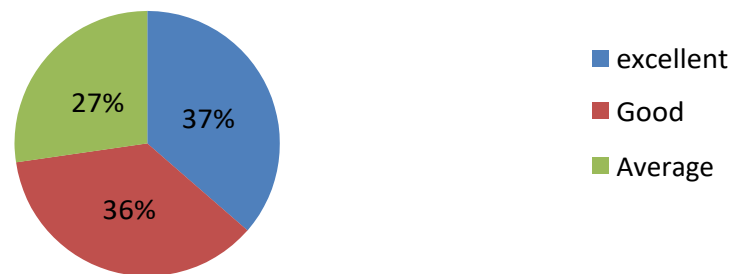
How are the Library facilities and services?



6. How are the computer and internet facilities of the College?

The feedback on the computer and internet facilities at the college is predominantly positive, with a combined 72% of respondents rating them as either excellent or good. Specifically, 37% found the facilities to be excellent, showcasing a high level of satisfaction, while an additional 36% rated them as good, indicating a strong positive perception. Although 27% rated them as average, the majority of respondents' opinions underscore the quality and effectiveness of the computer and internet facilities, highlighting their importance in supporting students' academic endeavours.

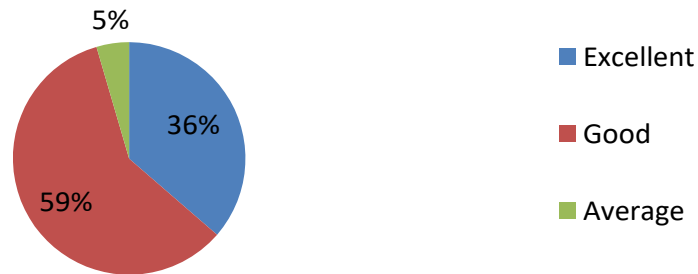
How are the computer and internet facilities of the College?



7. How are the classroom infrastructure / facilities in the college?

The feedback on the classroom infrastructure and facilities in the college is overwhelmingly positive, with an impressive 95% of respondents rating them as either excellent or good. Specifically, 36% of respondents found the infrastructure to be excellent, reflecting a high level of satisfaction, while a substantial 59% rated them as good, indicating a strong positive perception. With only 5% considering them average, the vast majority of respondents express satisfaction with the quality and functionality of the classroom facilities, underscoring their effectiveness in supporting a conducive learning environment.

How are the classroom infrastructure / facilities in the college?



8. How are the service and cooperation of the college office?

The feedback on the service and cooperation of the college office is overwhelmingly positive, with an impressive 91% of respondents rating them as either excellent or good. Specifically, 41% of respondents found the service and cooperation to be excellent, reflecting a high level of satisfaction, while a significant 50% rated them as good, indicating a strong positive perception. With only 9% considering them average, the vast majority of respondents express satisfaction with the responsiveness and support provided by the college office, highlighting their commitment to student needs and effective communication.

How are the service and cooperation of the college office?



9. How are the scholarship facilities like Kanyashree, SVMCMS, Oikyashree and others in the College?

The feedback on scholarship facilities such as Kanyashree, SVMCMS, Oikyashree, and others in the college is overwhelmingly positive, with an impressive 86% of respondents rating them as either excellent or good. Specifically, 68% of respondents found the scholarship facilities to be excellent, highlighting a significant level of satisfaction, while an additional 18% rated them as good, emphasizing their substantial support. With only 14% considering them average, the vast majority of respondents express appreciation for the accessibility and effectiveness of the scholarship programs, underscoring their vital role in facilitating educational opportunities and support for students.

How are the scholarship facilities like Kanyashree, SVMCMS, Oikyashree and others in the College?



10. Extra-curricular activities and programme are organized in the college

The feedback on the organization of extra-curricular activities and programs in the college is overwhelmingly positive, with an impressive 90% of respondents rating them as either excellent or good. Specifically, 46% of respondents found the organization to be excellent, showcasing a high level of satisfaction, while an additional 45% rated it as good, emphasizing their substantial enjoyment. With only 9% considering them average, the vast majority of respondents express appreciation for the diverse and engaging extra-curricular opportunities provided by the college, highlighting their significant contribution to student life and holistic development.

Extra-curricular activities and programme are organized in the college



11. How are career counselling and placement facilities available in the College?

The feedback on career counselling and placement facilities available in the college is overwhelmingly positive, with an impressive 86% of respondents rating them as either excellent or good. Specifically, 36% of respondents found the facilities to be excellent, showcasing a high level of satisfaction, while an additional 50% rated them as good, emphasizing their substantial support. With only 14% considering them average, the vast majority of respondents express appreciation for the valuable guidance and opportunities

provided by the college, highlighting their significant contribution to students' career development and future prospects.

How are career counselling and placement facilities available in the College?



12. How is your overall satisfaction about the college?

The overall satisfaction levels about the college are overwhelmingly positive, with an impressive 82% of respondents expressing either excellent or good satisfaction. Specifically, 36% rated their satisfaction as excellent, indicating a significant level of contentment, while an additional 46% rated it as good, highlighting their substantial satisfaction. With only 8% considering it average, the vast majority of respondents express high praise for their college experience, emphasizing the institution's effectiveness in meeting their needs and providing a fulfilling academic journey.

How is your overall satisfaction about the college?



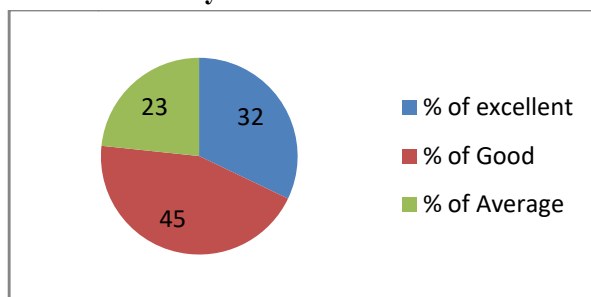


DEPARTMENT OF COMMERCE
EVENING SHIFT, E-mail: bcdeptcom@gmail.com
BAGNAN COLLEGE
STUDENT'S FEED BACK-
ACADEMIC SESSION 2022—2023.

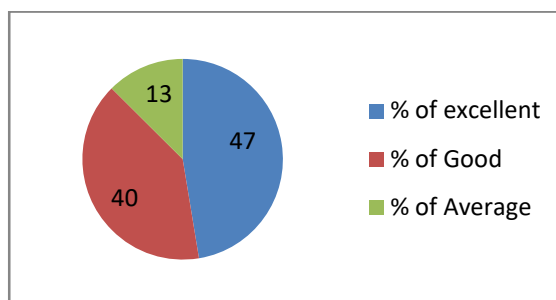
Analysis of student's feedback of B.Com.(Hons& General):

The students give their opinion regarding nineteenth questionnaires. It is found that from the following pie chart on an average 39% students opined that excellent in all questions, 40% students opined that good in all questions and 21% students opined that average in all questions.

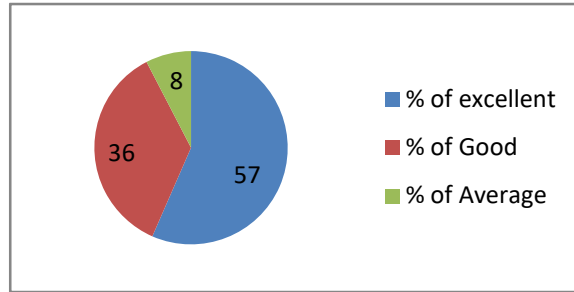
1. How is the syllabus covered in the session?



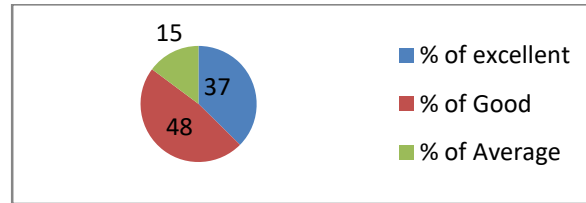
2. How do your teachers finish the syllabus and deliver the lectures?



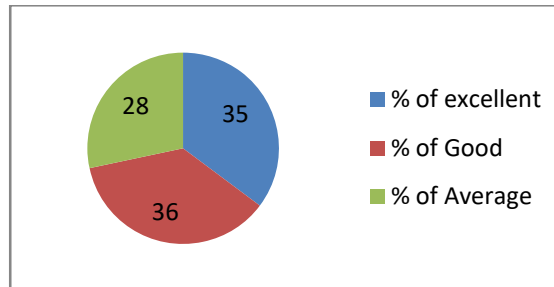
3. How the teachers behave and cooperate with the students?



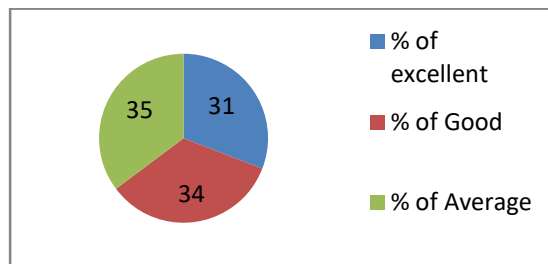
4. How far the theoretical classes are beneficial for your studies?



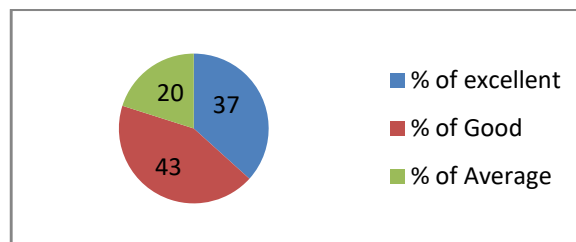
5. Regularity of practical classes-



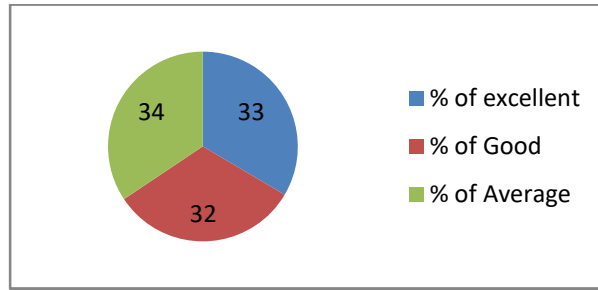
6. How are the Laboratory facilities?



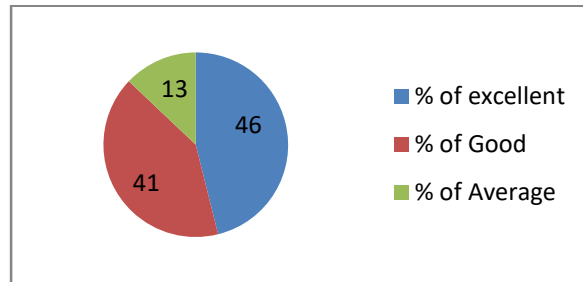
7. How are the Library facilities and services?



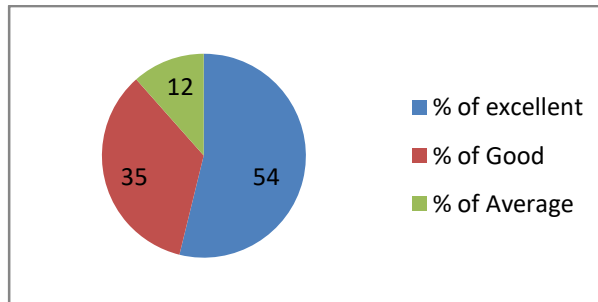
8. How are the computer and internet facilities of the college?



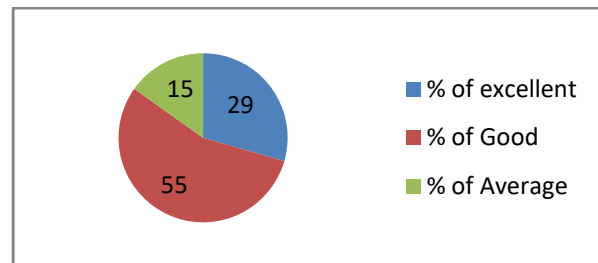
9. How are the classroom infrastructure/ facilities in the college?



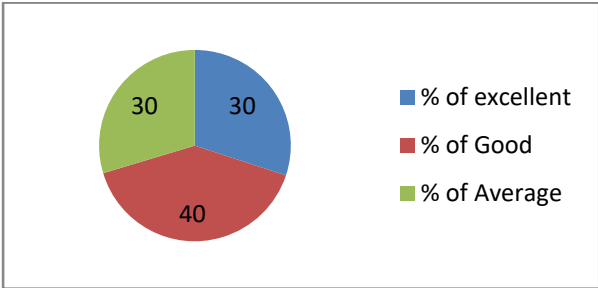
10. How is the drinking water facility of the college?



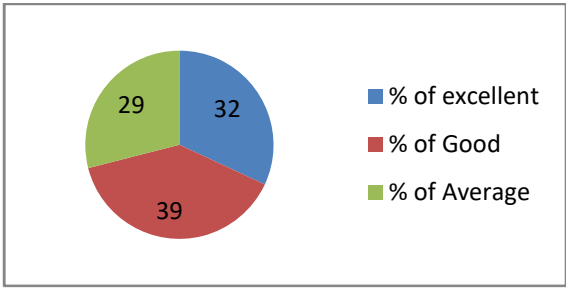
11. How are the toilet and washroom facilities of the college?



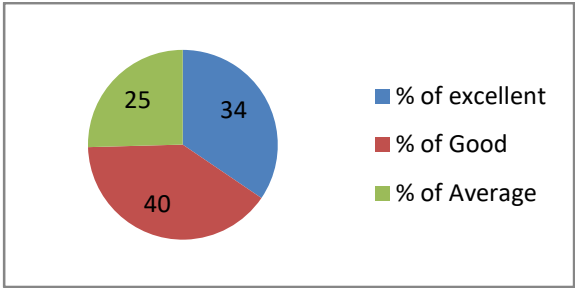
12. How are the canteen facility, food quality and canteen service of the college?



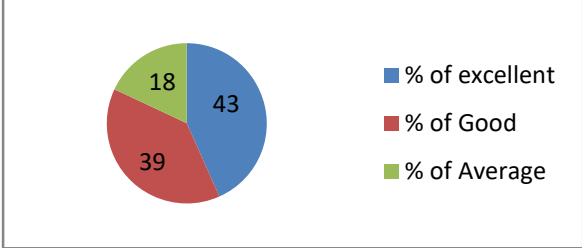
13. How are the games and sports facility of the college?



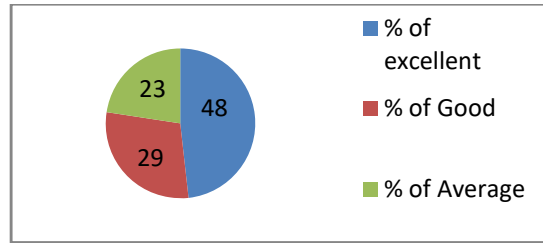
14. How are the common room facilities of the college?



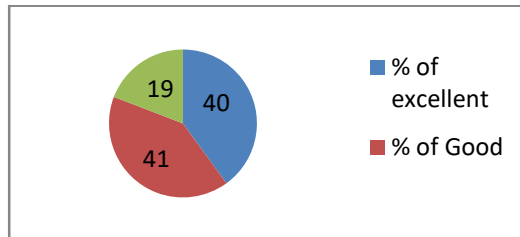
15. How are the service and cooperation of the college?



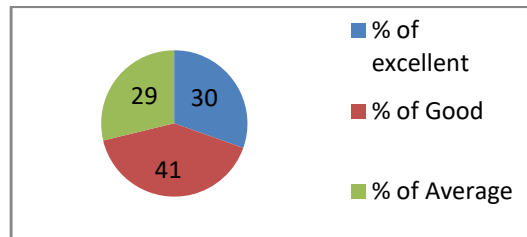
16. How are the scholarship facilities like Kanyashree, SVMCMS, Oikyashree and others in the College?



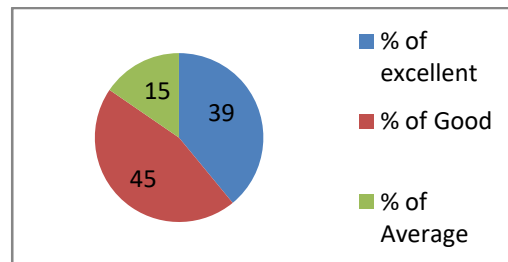
17. Extra-curricular activities and program are organized in college



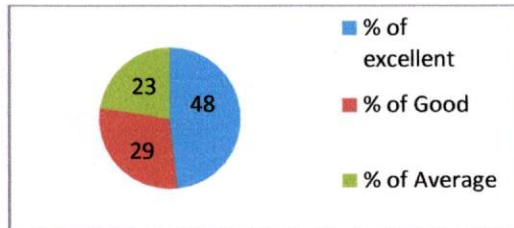
18. How are career counseling and placement facilities available in the college?



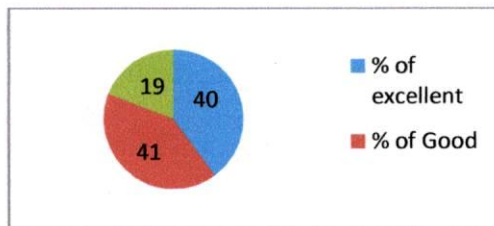
19. How is your overall satisfaction about college?



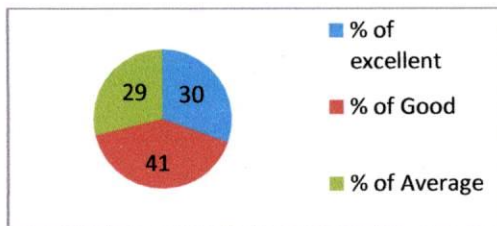
16. How are the scholarship facilities like Kanyashree, SVMCMS, Oikyashree and others in the College?



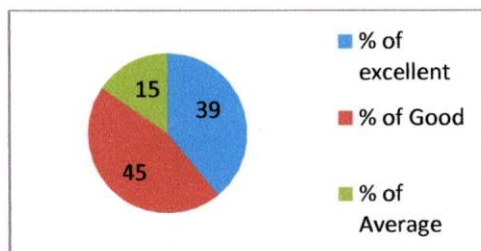
17. Extra-curricular activities and program are organized in college



18. How are career counseling and placement facilities available in the college?



19. How is your overall satisfaction about college?



[Handwritten Signature]
Principal
Bagnan College, Bagnan, Howrah